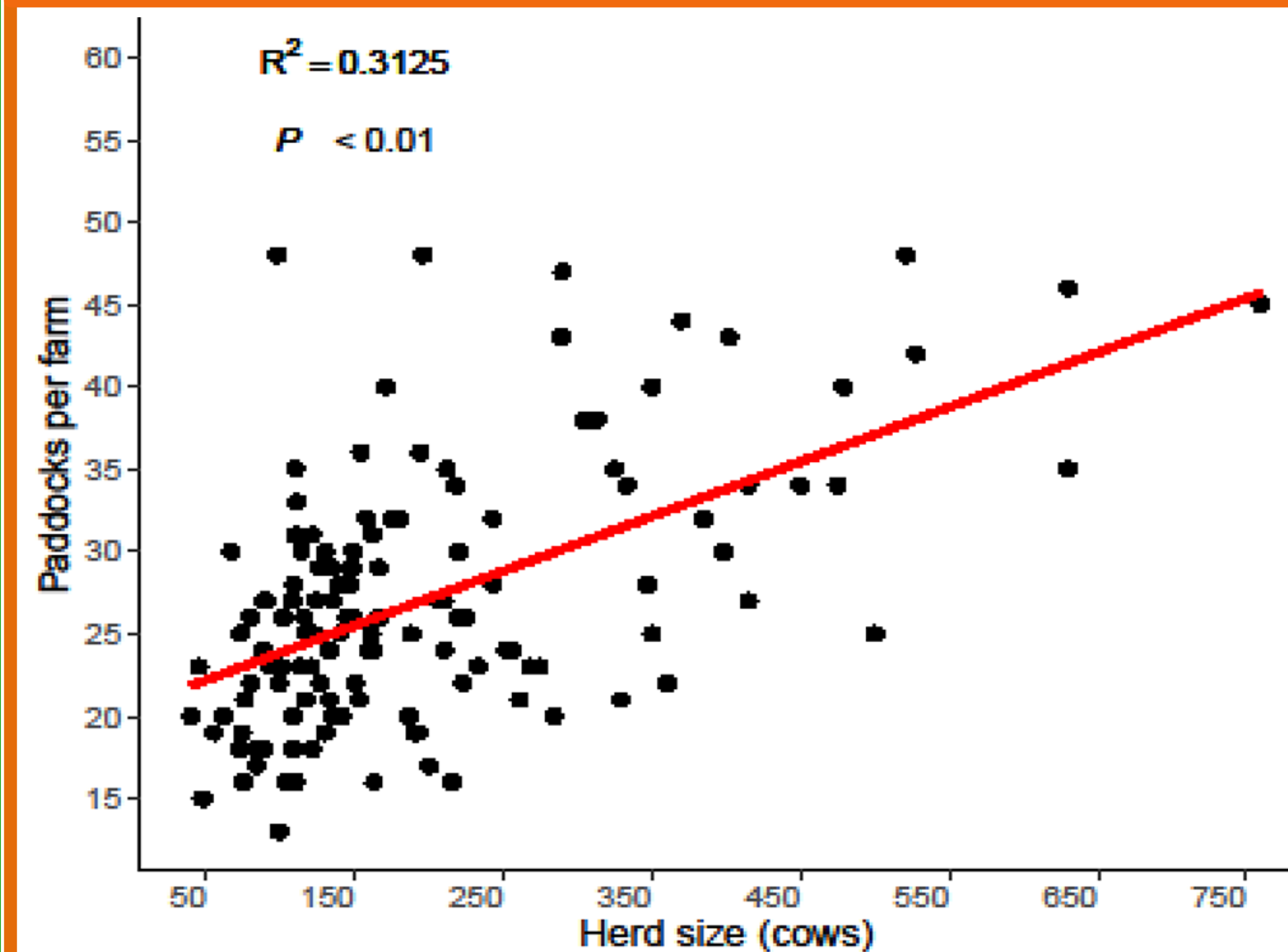


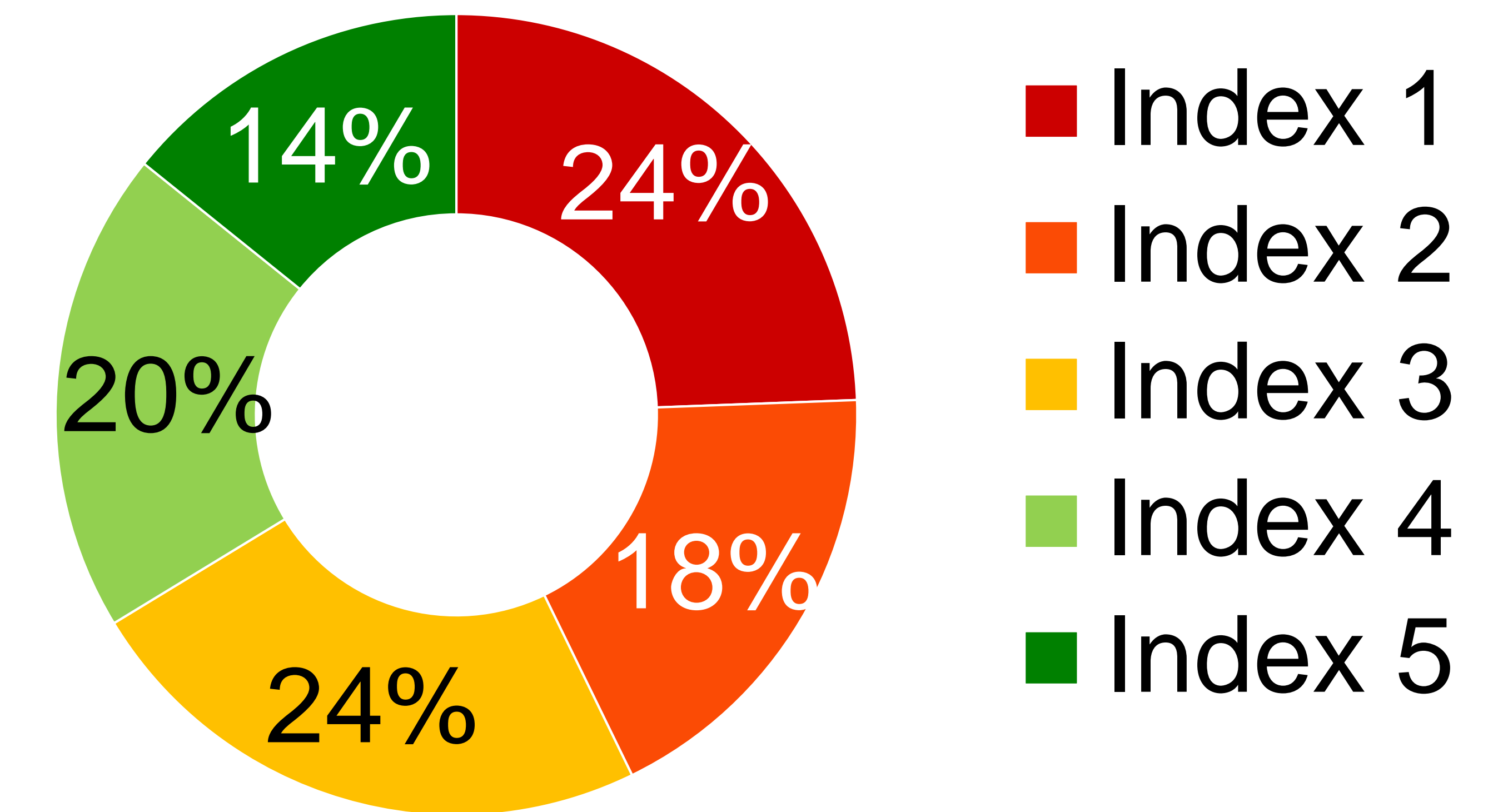
## Cow throughput per minute

	Surface Condition (Index)				
Width (m)	1	2	3	4	5
1	12.4	13.8	15.2	16.6	21.3
1.5	13.4	15.6	21.5	25.1	32.1
2	14.4	17.4	27.8	33.6	42.9
2.5	15.5	21.2	34.0	42.2	53.6
3	16.5	25.0	40.3	50.7	64.4
3.5	17.5	28.8	<b>46.6</b>	59.3	75.2
4	18.5	32.6	52.8	67.8	86.0
4.5	19.6	36.4	59.1	76.3	96.8
5	20.6	40.2	65.4	84.9	107.6

## Number of paddocks per farm




## Surface condition on commercial farms



## Take home messages

- Paddocks on farms have not adjusted to increased herd sizes
- Improving surface condition and road width increased cow throughput per minute
- Optimal surface condition associated with wider roadways, better surface drainage and limited congestion points

Roadway surface condition

Index 1  Index 5