

# Plant a grove of trees

1

**Why**

## ❖ Woodland flora and fauna


Primrose



Honeysuckle / woodbine



Brown long eared bat



Robin



Sallow Kitten moth




### Flora

- Trees
- Flowering plants
- Ferns
- Mosses
- Liverworts
- Fungi
- Lichen

Spindle



Pine marten



Fox



### Fauna

- Mammals
- Birds
- Invertebrates

Slug



Shrew



Small tortoiseshell butterfly



Birch mocha moth



Snail



Red squirrel



Fern



Fungi






# Plant a grove of trees

2

## Choose *native trees*

### ➤ In GLAS

- Choose at least 2 well matched species from the following:



**Ash is not allowed because of Chalara disease**

**Most fertile sites, 2 major species**

Pedunculate Oak + Cherry

**Free draining, moderately fertile sites:**

Scots Pine + Cherry

**Free draining, poor infertile sites:**

Sessile Oak + Scots Pine

**Wet sites:**

Alder + Willow/Birch

- Plant different species in discrete groups
- Keep smaller trees to the fringes of a grove
- Plants must come from suitable Irish seed
  - Provenance Declaration Form required



# Plant a grove of trees

3

## Planting



- Line out rows with lime



- Dig trenches  
2 m apart



- Use bare-rooted 2 year old whips
- Use trees of Irish provenance



- Protect whips from  
drying out  
during planting



- Plant trees :
  - to correct depth (root collar)
  - into elevated, vegetation –free mounds

- Fence:
  - Stockproof
  - Fit for purpose



- Protect from  
rabbits and hares  
with tree guards

- Control  
competing  
vegetation






# Plant a grove of trees


4

## GLAS Specification



### ➤ One location only

- Field corner
- Shelter belt



- Trees in rows 2 metres apart
- 1 metre between the plants within rows

### ➤ Replace failed or dead trees

### ➤ Don't plant:

- in the vicinity of overhead wires
- within 20 m of railway line(s)
- within 60 m of a dwelling house(s)
- within 5 m of a watercourse

