



New Features

- Real time fodder budgeting & concentrate feed trackers

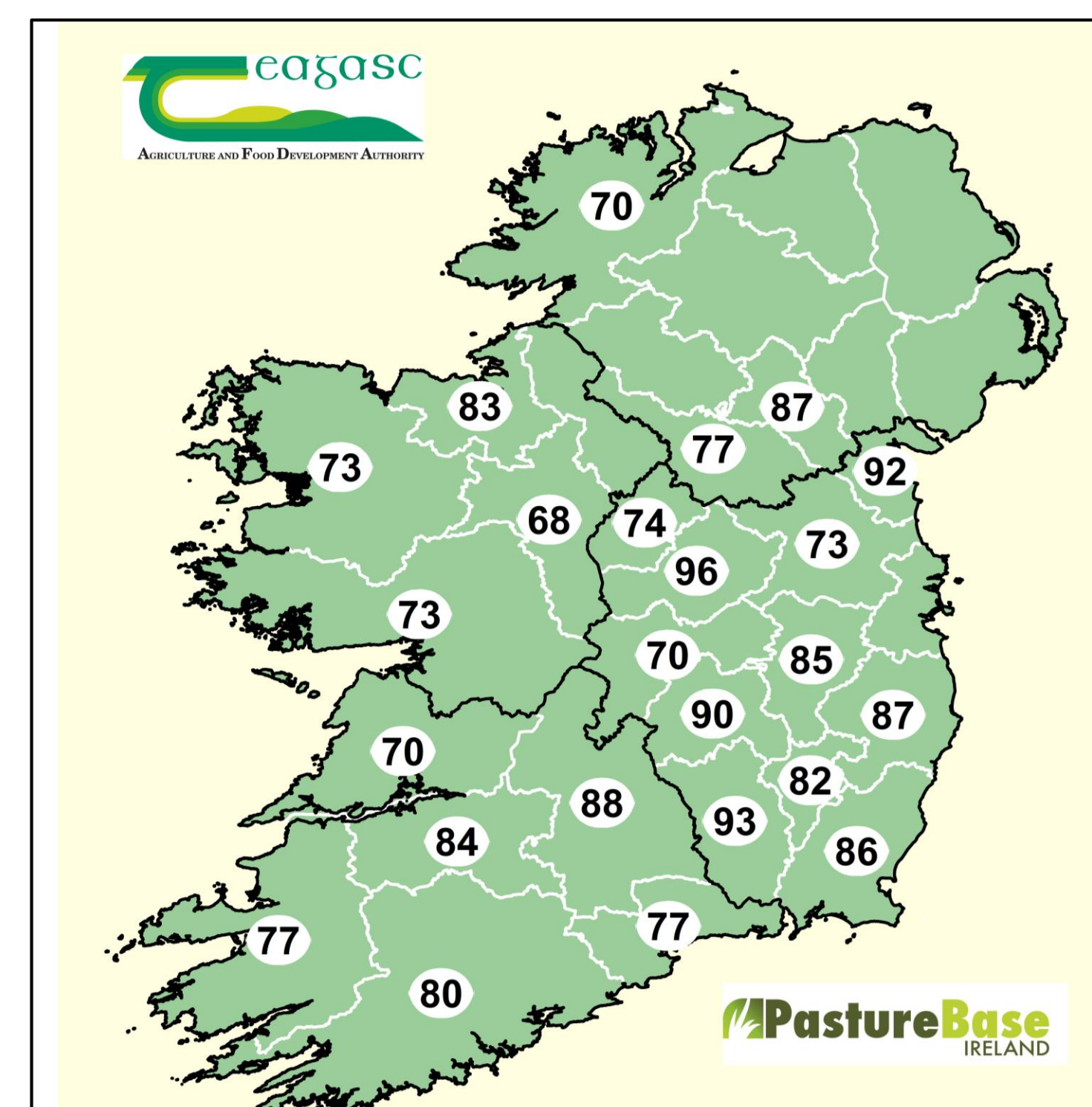

Fodder/Forage Available						
	ADD NEW PIT	ADD NEW BALES	ADD NEW GRAZING	UPDATE FODDER		
PITTED	SOURCE	LENGTH (M)	WIDTH (M)	HEIGHT (M)	EST. DRY MATTER	TOTAL TONNES OF FORAGE DM AVAILABLE ON THE FARM
Grass Silage (Pitted)	Home Grown	25	10	3	26	126.75
Maize Silage (Pitted)	Home Grown	15	5	2	32	29.44
BALES	SOURCE	NO. OF BALES ON FARM	WEIGHT OF EACH BALE (KG)			
Grass Silage (4X4 Round Bales)	Home Grown	2000	800		30	480



- Nutrient planning & recording tools

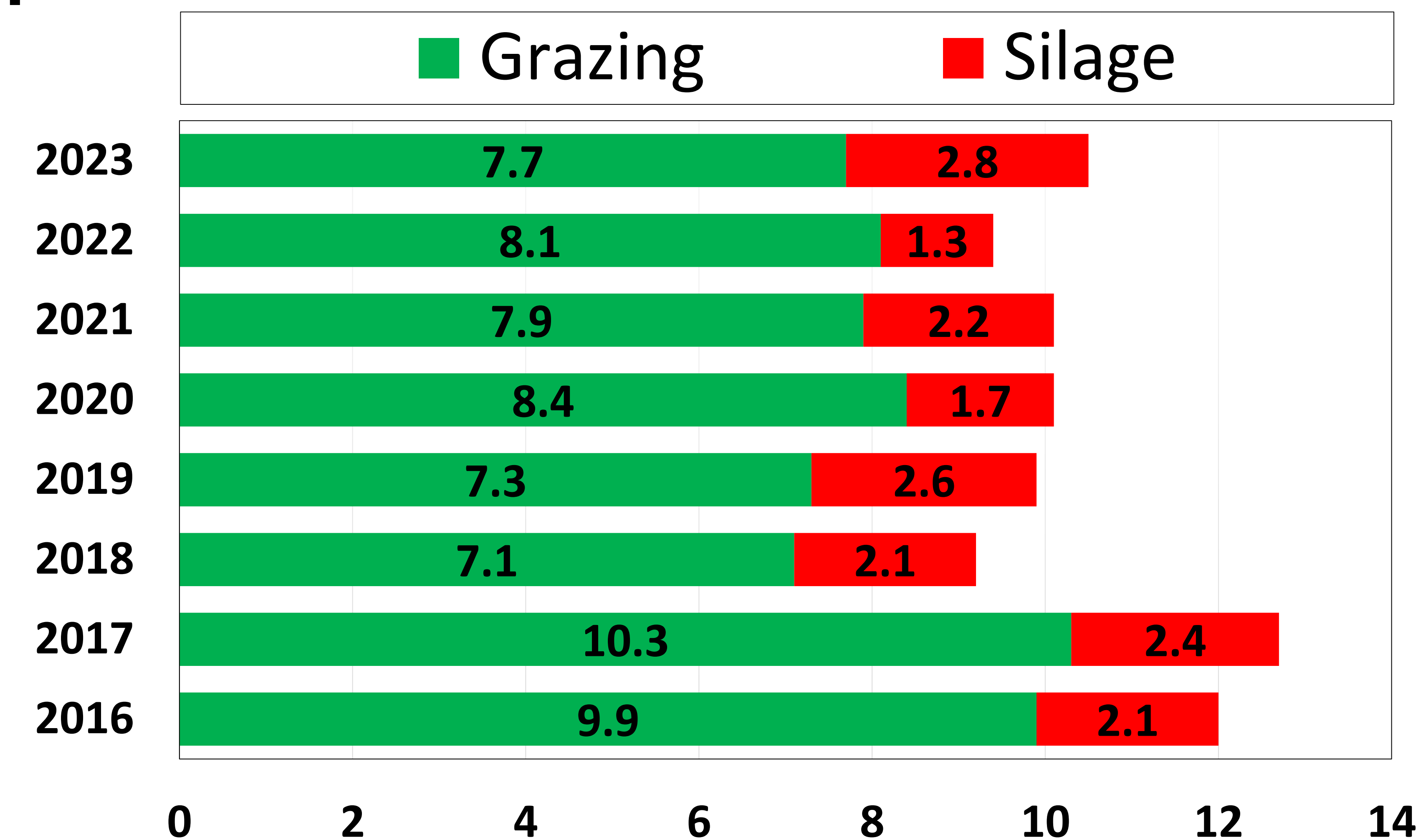


Target Chemical N Application (kg N/ha)									
Paddock Classification	TOTAL N/ha	FEB	MAR	APR	MAY	JUN	JUL	AUG	SEP
Grass only	150	18	18	14	24	21	21	17	17
Medium clover	100	19	18	13	10	10	7	10	13
High clover	130	28	27	20	10	10	0	10	20
+ 1 Silage Cut	180	32	68	0	0	25	22	14	18
+ 2 Silage Cut	225	25	90	0	0	88	0	0	22



- Farm mapping & growth prediction

Tonnes of grass grown 2016–2023



Take home messages

- Download the PastureBase App for free today to get all the benefits
- REMEMBER:** High quality data inputs to lead to high quality outputs