Comhairle Contae Chorcaí
Cork County Council

Teagasc Water Quality Conference 2026

National Agricultural Inspection Programme (NAIP)

What issues are being identified on farms

Frank O'Flynn,
Senior Executive Scientist
Cork County Council

Credits;

- Syed Faiz-ul Islam and EPA NAIP Team
- Cork County Council Agriculture Team

National Agricultural Inspection Programme (NAIP)

- The Nitrates Directive is implemented by Ireland's Nitrates Action Programme (NAP) and given effect by the GAP Regulations
- The purpose of the NAIP is to improve compliance and strengthen enforcement of the GAP Regulations
- EPA has an oversight role – National Agricultural Inspection Programme (NAIP)
- National consistent risk-based framework for agricultural inspections
- EPA allocated 4,500/annum inspections targeted at high-risk areas (Water Action Plan 2024)
- Inspections are carried out by local authorities
- An additional 57 resources were allocated to LAs for NAIP
- Certified NAIP Training for LA inspectors is in place

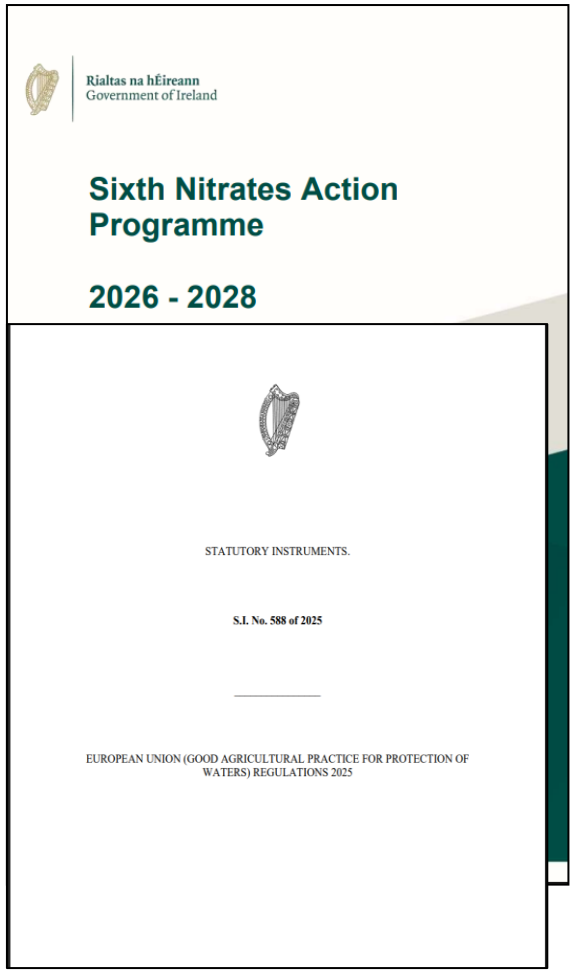
Rialtas na hÉireann
Government of Ireland

Sixth Nitrates Action Programme

2026 - 2028

STATUTORY INSTRUMENTS.

S.I. No. 588 of 2025

EUROPEAN UNION (GOOD AGRICULTURAL PRACTICE FOR PROTECTION OF WATERS) REGULATIONS 2025

NAIP Guidance and Training Handbook 2024

- Published by EPA in October 2024
- Comprehensive inspection manual for Local Authority inspectors (75 pages)
- Where to inspect, how to inspect, what to inspect, types of pollution arising from agriculture
- Enforcement actions and the inspection matrix for cross-reporting
- Slurry/soiled water calculation tool developed for inspectors

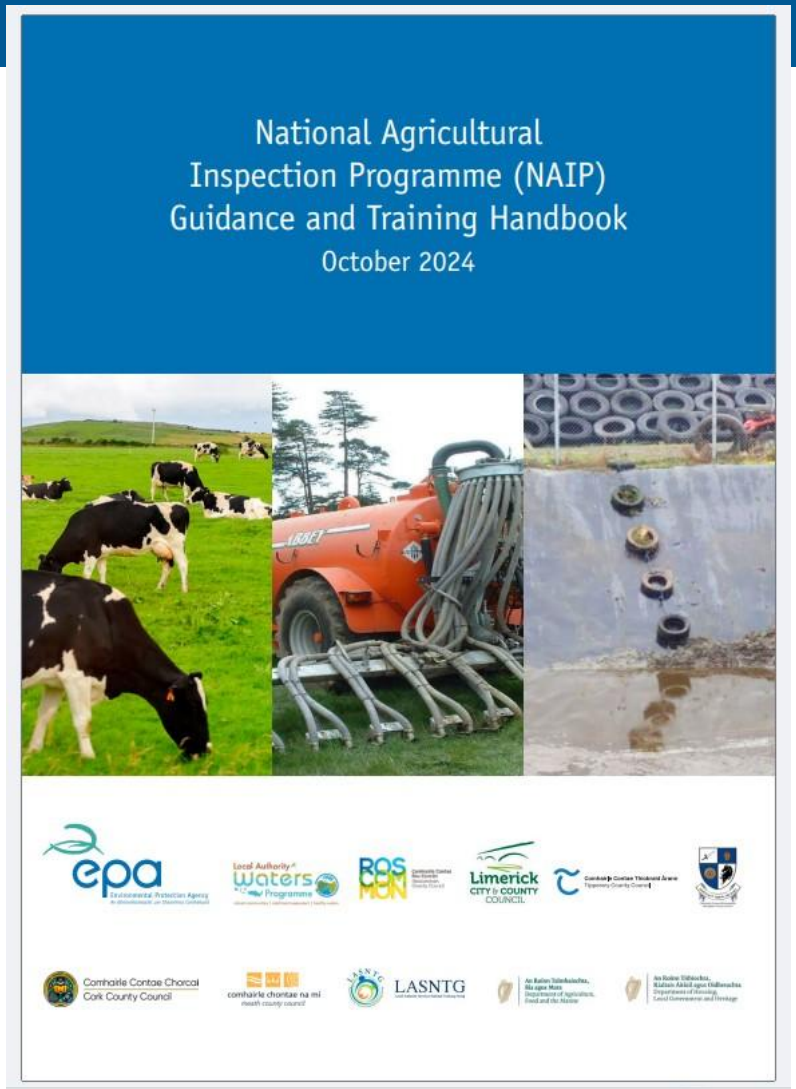

Farm Inspection

During a farm inspection, the NAIP inspector will check:

–Is the farmer minimising soiled water? How is it collected?

–How are silage bales stored, and are they stored away from watercourses? How is silage effluent managed?

–Measures and checks to ensure all manure/slurry storage facilities are fit for purpose

–How farmyard manure (FYM) is stored and managed?

–Evidence of direct or indirect discharges of livestock manures to waters.

–Land spreading/buffer zones of chemical and organic fertilisers.

Run-off of nutrients and sediment from farmyard and farmlands .....

- –risk to human health through contamination of drinking water wells and/or abstraction sources.
- –excess nutrients e.g. N and P entering our waters cause increased growth of plants and algae affecting fish and insects

NAIP Inspection Summary (Setting the scene)

Inspections

–**4,315** initial GAP inspections were carried out by local authorities in 2025, meeting **96%** of the target.

–Inspections up **66%** vs. 2024. 4× increase since NAIP programme launch (3 years ago)

–The rate of non-compliance was **43%** in 2025.

–**1,280** follow-up GAP inspections were carried out (double the previous year), of which 48% were resolved.

–An additional **1,555** non-GAP farm inspections were conducted arising from planning applications, incidents and complaints.

– DAFM carried out an additional **631** farm inspections on behalf of local authorities. (Separate to DAFM's Cross compliance and Derogation inspections)

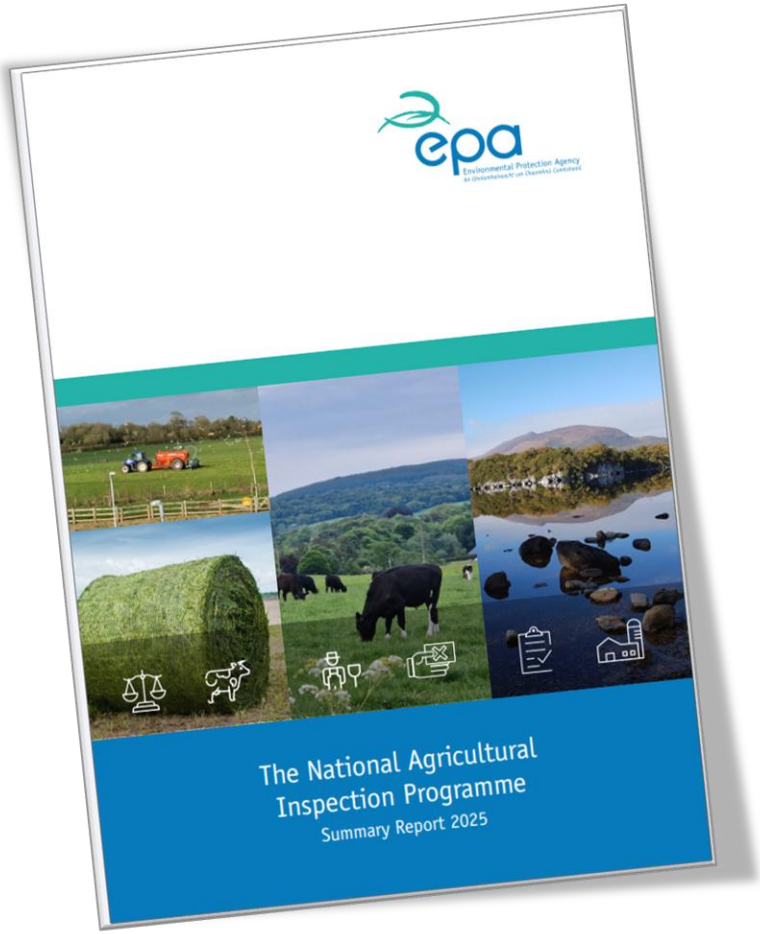

Top Reasons for Non-Compliance

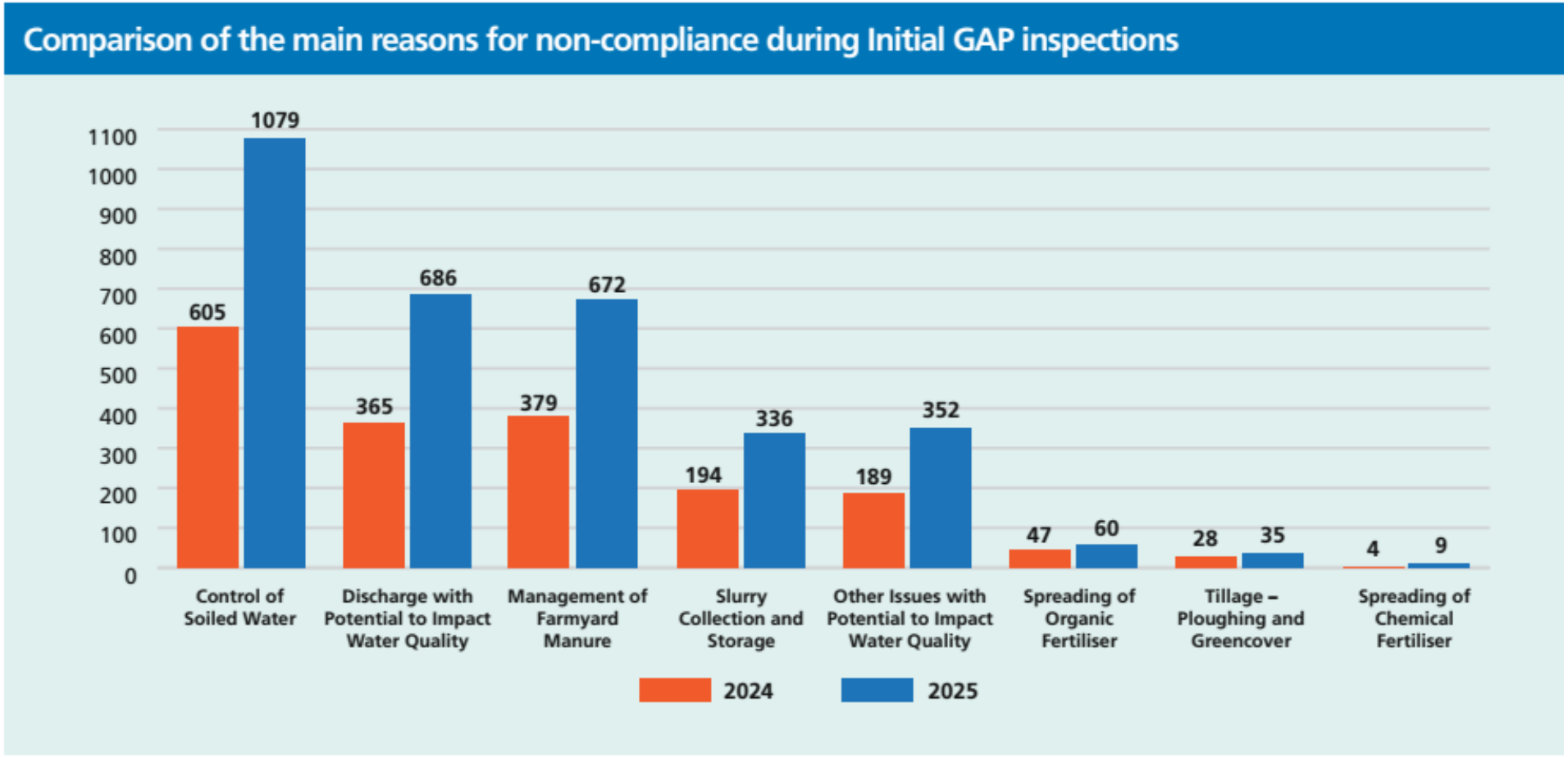

Many non-compliances were management-related and could be resolved without significant capital investment.

Request to submit additional information on the 669 cases, primarily related to Soil Water, and Slurry Collection and Storage.

Breakdown of the top reasons for Non-Compliance

Control of Soiled water	Inadequate gutters/downpipes Clean water not properly segregated Inadequate storage capacity
Management of FYM	Runoff from FYM not Controlled Field Storage of FYM during the Closed Season FYM Stored too Close to Waterbody
Discharge with Potential to Adversely Effect Water Quality	Inadequate Management of Silage Pit Silage Effluent Discharging to Groundwater Overground Runoff to Surface Water (incl. Farm Roadways)

Breakdown of the top reasons for Non-Compliance

Slurry Collection & Storage	Inadequate Storage Capacity Inadequate management of storage Broken or pervious slurry storage tanks
Other Potential Water Quality Impacts	Storage of Silage Bales near Watercourses Issues with Supplementary Feeding Points Cattle access to Waterbody
Spreading of Organic Fertiliser	Spreading Fertiliser during closed period Inappropriate spreading practice of organic fertiliser Organic Fertiliser spread too close to surface water

Enforcement Actions

- A total of 2,935 enforcement actions were undertaken in 2025.
- Enforcement actions include Compliance letters, Section notices, cross-reporting, and Prosecutions.
- Compliance letters remain the primary enforcement tool, rising from 1,484 in 2024 to 2519 in 2025.
- Number of cross-reports increased from 149 to 199 farms.
- Section notices issued under the GAP Regulations more than doubled from 75 to 203.
- 5 Prosecutions were taken by LAs in 2025.



Figure 7: Number of enforcement actions taken by local authorities in 2024 and 2025

NAIP Summary Reports

- NAIP Summary Report published yearly and available on the EPA website

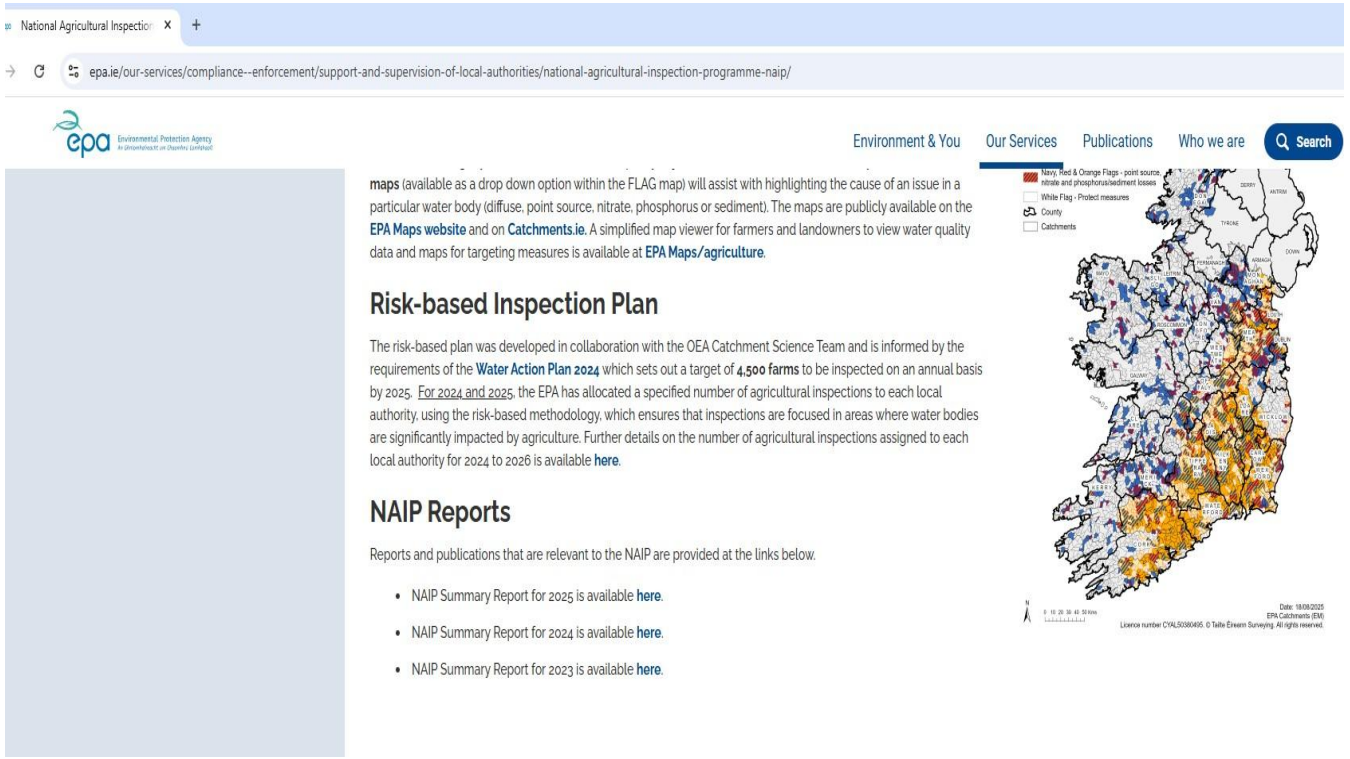



Farmyard Management

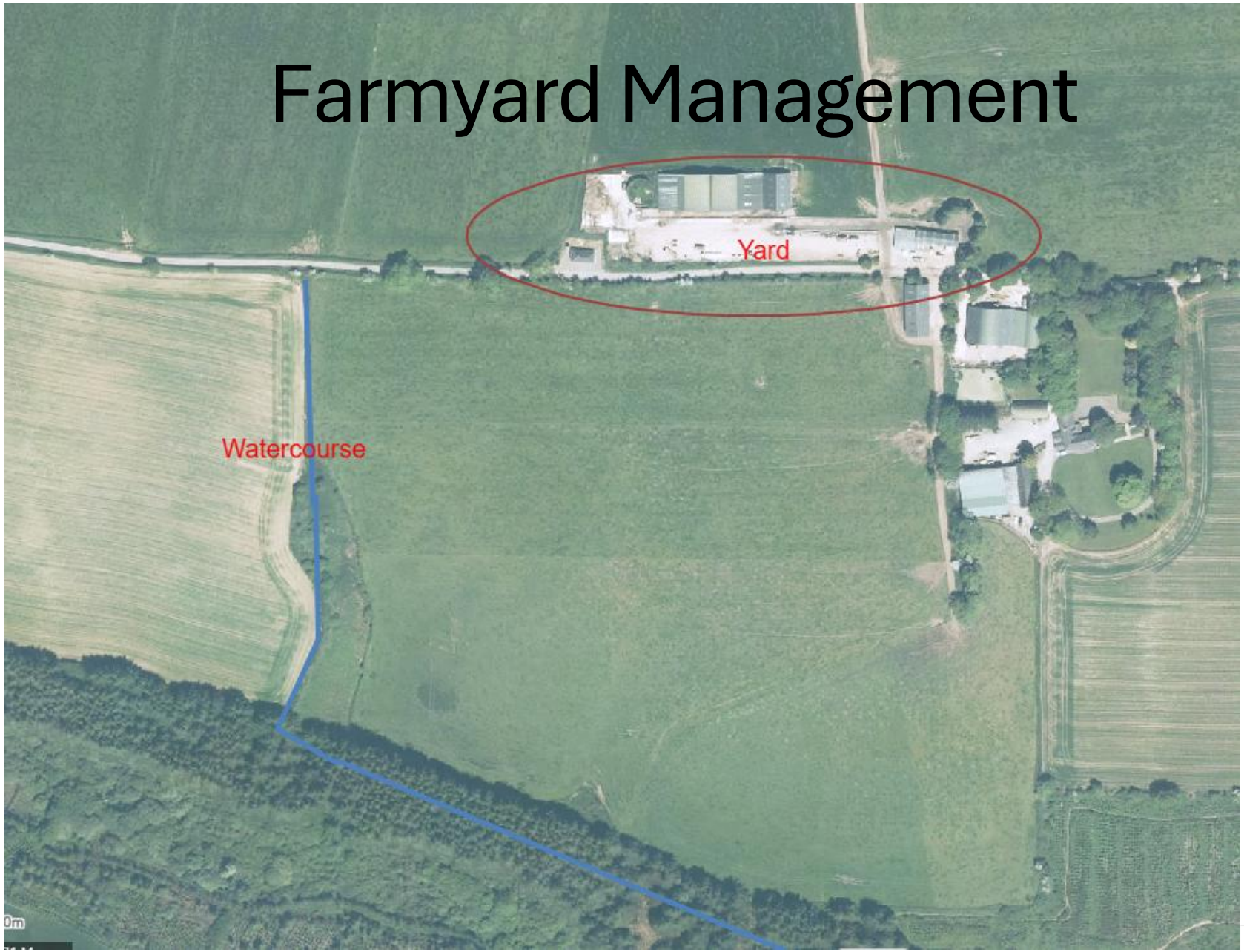

Comhairle Contae Chorcaí
Cork County Council

Farmyard Management

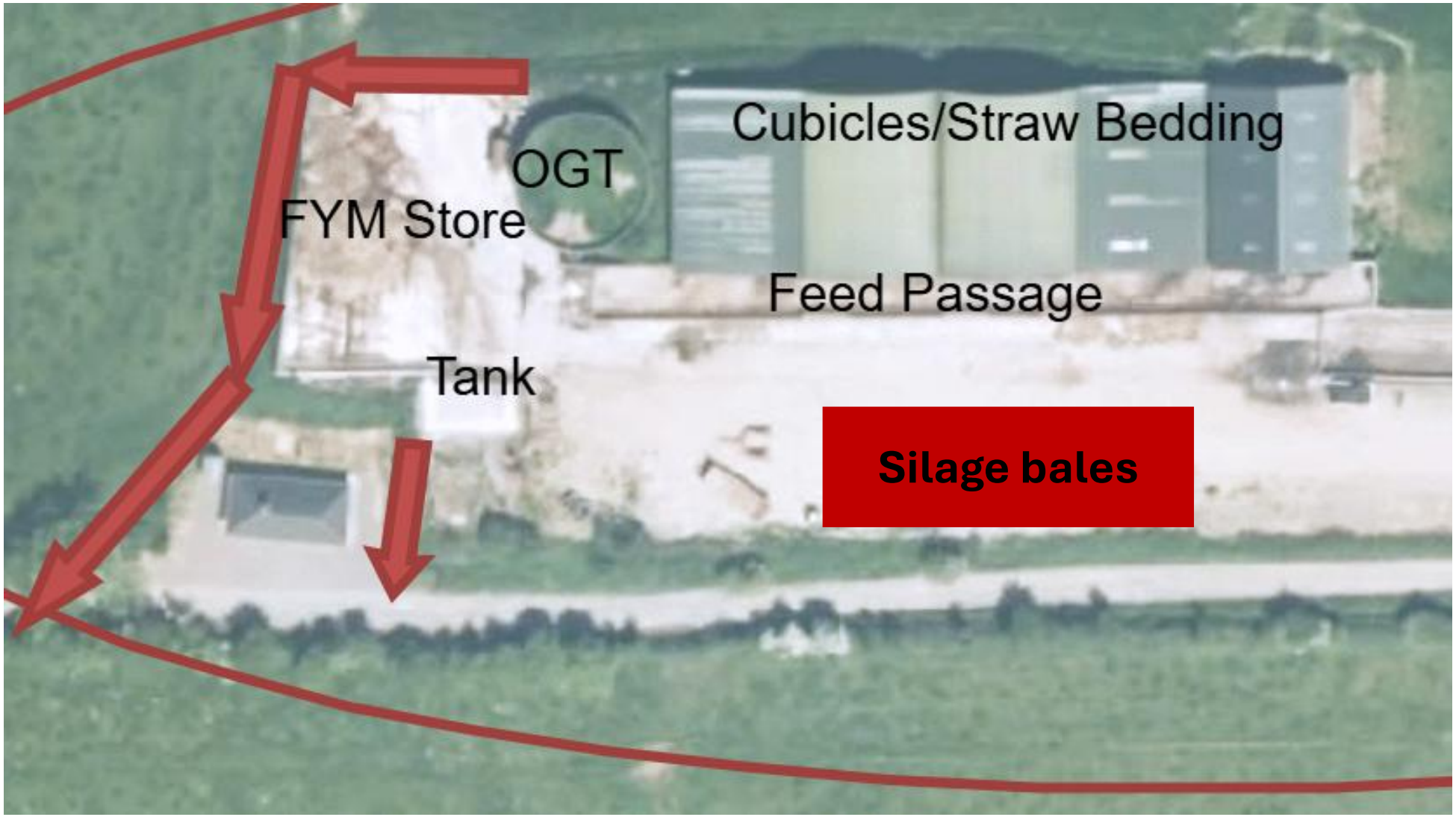

FYM Store



Back of FYM Store

Overfilled slurry tank



Side of FYM Store



Polluting runoff from FYM

Drainage from FYM Store and Open Yard



Slatted tank Overflowing



Flow of Effluent Downslope of Slatted tank



Effluent Discharge



Effluent Flow on Road



Discharge to Watercourse



Silage Bales, No Effluent Control



Soiled Water/Effluent discharge to roadside



Issues Identified

- Large open feed passages generating large volumes of soiled water.
- Large areas of yards with no differentiation between clean and dirty yards.
- Inadequate slurry/soiled water storage capacity, tanks overflowing.
- Poorly constructed and managed FYM Store.
- Silage bales 3 high with no effluent collection.
- Direct discharges to waters.

Drystock Farm Poor Management



Large volumes of farmyard manure with no control of runoff.

Adequate housing facilities for livestock numbers, but very poor management.







Farmyard Manure and Slurry/Soiled Water Uncontrolled

Comhairle Contae Chorcaí
Cork County Council

Silage Effluent Control





Silage Effluent Control

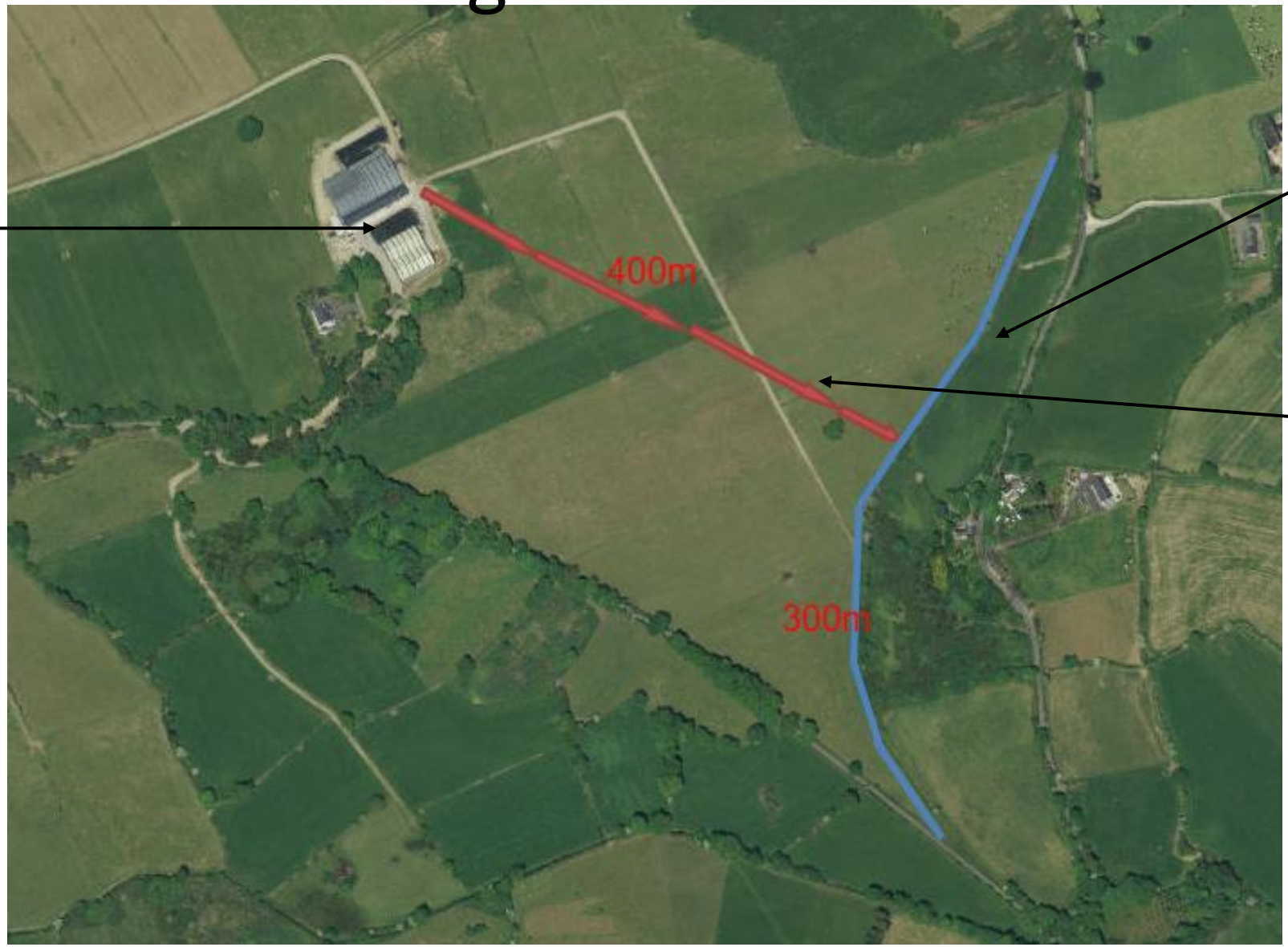

Storm water drain outlet to stream



Heavily Contaminated Stream, “Sewage Fungus”




Sewage Fungus 300m downstream

Slurry Dumping February 2026





Slurry blown off farm roadway from tanker using 90º angle spout.

Slurry Spreading Buffer Zones June 2026







- Slurry spread within 5m of private water well
- This had happened again 5 months before and well was polluted.

Comhairle Contae Chorcaí
Cork County Council

Poaching October 2026







Heavily contaminated water supply

Soiled Water Case Study

130 cow dairy farm on c.70ha, rearing replacements.
In Derogation, c.190kgOrgN/ha.
Facilities have grown piecemeal as herd increased.

Farmer Full - Fertiliser Plan 2026

This fertiliser plan is based on the information provided to [redacted] Services Ltd. [redacted] Services Ltd. cannot accept responsibility for inaccurate information being supplied.

Slurry stored in Slurry Storage

Total Slurry Storage (Currently)

Required (slurry produced)	1,136.8	m^3
Available (current storage)	2,053.7	m^3
Surplus Storage Available	916.9	m^3

Comhairle Contae Chorcaí
Cork County Council

Soiled Water Case Study

From Dirty Yards

Rectangular Areas

Yard	Length (m)	Width (m)	Area (m2)
Milking Washing	27.4	5.5	150.3

Slurry Storage

Storage Type	Location Name	Width	Length	Diameter	Depth	Net Capacity
Covered(Rectangle)	Outside Farm 4 Tanks	12.9	61.0		1.8	1,275.9
Uncovered(Rectangle)	Outside Farm Open Tank	9.1	36.6		1.5	209.9
Uncovered(Rectangle)	Home Open Tank 1	13.7	18.3		2.7	463.1
Uncovered(Rectangle)	Home Open Tank 2	8.2	13.7		1.8	104.7
					Net Capacity	2,054.0

Soiled Water Case Study



130 dairy cows plus replacement on 70ha.

Home Farm

1. Parlour
2. Cubicles, Calving/Calves
3. Silage Yard/Soiled Yard; 30m x 31m + 20m x 4m
4. Slurry Tank; 18 x 14 x 2.7 deep +

20 x 8 x 2m deep.

5. Parlour Yard
6. Cubicles

Outside farm c.4km away, 20ha with slatted shed

Soiled Water Case Study



Outside Yard

1. 3 Bay Slatted house.
2. Old Open Slurry tank (disused)
3. Disused Milking Parlour
4. Silage pits

Actual Slurry Storage
Home Farm; 618.3m^3
Outside Farm; 358.4m^3
Total Storage; 977m^3

Soiled Water Case Study

	NMP Calculations (m^3)	Cork Co.Co. Calculations (m^3)
Slurry production	918	926
Soiled Water from Parlour and Dairy (stored with slurry)	130	219
Soiled Water from Soiled Yards (stored with slurry)	89	687
Total Produced	1,137	1,832
Slurry Storage Available (Nett)	2,054	977

Consequence; heavily polluted drain





Soiled Water Case Study

- Runoff from soiled yards was not fully accounted for.
- Capacity of slurry storage facilities was not correctly assessed, one tank stated at 61m long was actually 16m long. Another old tank has not been in use for years.
- Derogation Plans do not always take full account of volumes of soiled water being generated on soiled yards or parlour/dairy.
- Check that tank sizes referred to in plans are correct and that errors are not being repeated.
- When updating or assessing Derogation plans verify tank sizes.

Key Messages

- NAIP inspections are finding 43% non-compliance with GAP Regs.
- Management and control of rain water and soiled water is a major issue.
- Review slurry/soiled water storage requirements v existing capacity, (make provision for rainwater on soiled yards).
- Get the most out of your storage facilities;
  - Minimise clean water entering soiled yards and tanks.
  - Empty tanks early in growing season, don't wait until September.
  - Empty tanks fully well before closed period.
- Check your nearest watercourse or drain regularly for signs of pollution.
- Good farmyard management is essential.
- Farm inspections will continue with increased emphasis on enforcement of GAP Regulations including Cross Reporting and Prosecutions.

Thank you

Any question?