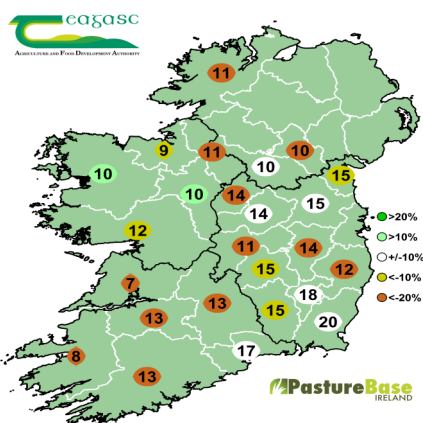


17th November 2020

**PastureBase**  
IRELAND

AFC	Stocking Rate	Cover/LU	Growth	Demand	Pregrazing Yield
643 kg DM/ha	2.0 LU/ha	321 kg DM/LU	14 kg DM/ha	29 kg DM/ha	1315kg DM/ha

Grass growth measurement  
Today's grass growth (kg DM/ha/day)



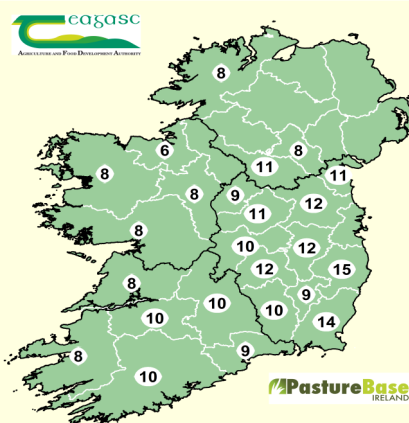
On the left: counties map showing **current** grass growth rates over the last week.

On the right: counties map showing **predicted** grass growth over the next 7 days from farms involved in Elodie Ruelle's MoSt grass growth model (55 farms).

### Predicted Growth Rate:

Ballyhaise 10 kg DM/ha  
South Wexford 10 kg DM/ha  
Athenry 8 kg DM/ha  
Clonakilty 10 kg DM/ha

Grass growth predictions  
Next week (kg DM/ha/day)



### Grazing coming to an end for 2020 on most farms

A mix of poor grazing conditions and level of Average Farm Cover has resulted in farmers housing animals as the focus changes to setting the farm up for the spring time. Every day at grass in the Spring is worth €2.70 per LU so having your farm at the correct AFC on the 1st December for your given stocking rate is key as we look forward to Spring 2021.

- Target varies depending on stocking rate, calving date, calving rate and land type.
- We only have **two weeks** left in November. At an average growth rate of 7 kg DM/ha in 2nd half of November, 7kg x 14 days= **98kg potential growth left**. Farms stocked at 3 LU/ha must have 600 + kg/DM/ha AFC this week on the farm. If aiming to have 30-40% of the farm grazed by 1st Mar increase the target by **50 Kg DM/ha** for your stocking rate.
- 1st closed paddocks may have 1100 -1200 kg/DM/ha today. **Do not regraze!**

Stocking Rate (LU/Ha)	Cover Dec 1st	Grass DM
2.5	650	<b>11.8%</b>
3.0	700	17/11/2020
3.5	750	Moorepark @ 9am (1600 kg/DM/ha)

### Still grazing?

- 1) Continue to monitor AFC and **resist temptation** to drop cover below 1st Dec target.
- 2) Continue to use wet weather grazing techniques e.g. back fence, spur roadways

**Upcoming Event:** Join us for our Achieving Grazing Excellence in 2021 webinar on Wed 9th Dec at 7pm on Zoom. Please see advert below or click <https://bit.ly/PBIWebinar> for more info.

### Virtual Dairy Conference 2020

Day 1 of the Virtual Dairy Conference 2020 focuses on grassland with two excellent webinars:-

- 1) "Making better use of chemical Nitrogen. What does the research tell us?" at 10am
- 2) "Role of clover in increasing milk production and reducing chemical Nitrogen" at 7pm on "The Dairy Edge Live"

Click on the link below for more information and to register.



### Do you understand & capitalise on your PastureBase reports?

Join our webinar with Teagasc Grass10 & PastureBase Ireland experts & achieve grazing excellence in 2021!

Wednesday, 9th December | 7pm

Hear from special guest, dairy farmer **Jim White** and learn how he uses his reports to identify areas for improvement on his dairy farm.



Open the camera on your phone and scan the QR Code to register

Or visit [www.teagasc.ie/grass10](http://www.teagasc.ie/grass10)



## Virtual Dairy Conference

24 & 25 November | 10am & 7pm

The best technical advice with a live, hour-long, interactive webinar at 10am followed by "The Dairy Edge Podcast" live at 7pm each evening.



Click here to REGISTER

17th November 2020

## Time To Look At The PastureBase Data

Having accurate reports specific to your farm is one of the main benefits of measuring grass weekly through out the year. PastureBase Ireland has developed a host of reports which offer insights into your grass production and how you manage it. As the grazing season finishes for 2020, now is the time to review and analyse these reports. Why? Because doing so enables you to reflect on your current progress, and identify further areas for improvement. Over the next month we are going to focus on a different report each week. This week it is the **Farm Cover Report**.

Month	Target	Month	Count	Cover Date(day)
Jan	1	January	0	
Feb	1	February	0	
Mar	2	March	2	4; 29
Apr	4	April	2	14; 19
May-Jul	4-6	May	3	3; 24; 31
Aug	4	June	1	10
Sept	3	July	3	1; 16; 22
Oct	3	August	3	6; 16; 29
Nov	1	September	2	8; 18
Dec	1	October	3	1; 19; 30
Total	32-38	November	0	
		December	0	
		TOTAL	19	

The **Farm Cover Report** (on the left) shows the number of farm walks completed per month. This report is found in the 'Reports' section on the left hand menu. The grass wedge must be generated to be counted in this report. The target is to measure farm cover 30 + times per year. The report on the left highlights pitfalls farmers make:

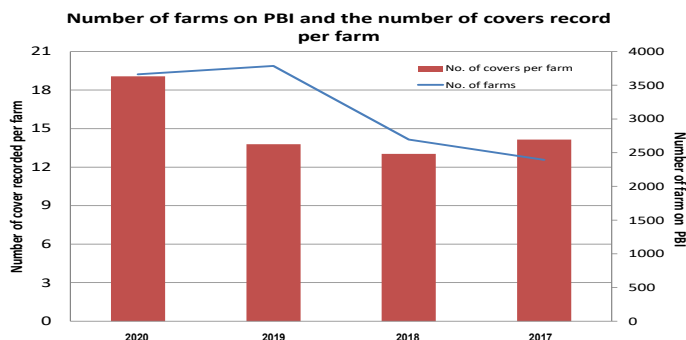
- not measuring weekly in April during the transition period from low to high growth rates (grass gets out of control)
- not measuring twice per week during peak growing times. This leads to suboptimal pre-grazing yields and lower animal performance
- stopping regular grass measuring in the autumn build up period which leads to less days at grass

Table above:

**Target** number of farm covers per month and per year.

The graph on the right is taken from PastureBase. It shows the number of farmers measuring on PastureBase over the last 4 years. In 2020 farmers measured farm cover more often.

Farmers who walk their farms and measure over 30 times per year have better accuracy and are making better grassland decisions.



## Johnstown Castle Winter Milk Trials (Aidan Lawless & Joe Patton)

At Teagasc Johnstown Castle dairy unit in Wexford, the main focus is on investigating winter milk systems. For trial purposes we are comparing two 100% autumn herds stocked at 2.75 & 4.0 LU/ha. Our "extensive" system is stocked at 2.75 LU/ha on grazing platform with a target to be self-sufficient, making all winter forage of the block, with all concentrate fed been home-grown where possible. Our Intensive system is stocked at 4 LU/ha on the grazing platform, with a target to conserve ~30% of winter forage requirements, with the balance being purchased in. No restriction on concentrate type used - selecting whatever is best value for price.

Herd EBI is €175 and calving in the autumn starts on 20<sup>th</sup> Sept, with a mean calving date on 10<sup>th</sup> Oct. At present 90% of the autumn herd is calved with the remainder due in next two weeks (11 week breeding season). Cows will be approaching peak yield in the next couple of weeks (~30L/cow at 4.2% Fat and 3.45% protein).

The grassland and animal performance from both treatments is summarised in the table on the right. Events per paddock is lower on 2.75 stocking rate as silage ground is included along with grazing. Heavy rainfall (>97mm since Nov 1<sup>st</sup>) has led to poor grazing conditions and both treatments housed earlier than planned.

Stocking Rate (LU/ha)	2.75	4.0
Opening Cover (kg DM/ha)	827	753
Start of 2 <sup>nd</sup> Rotation (date)	7th Apr	8th Apr
Peak Autumn AFC (28/9/20)	920	1043
Start Closing	1 <sup>st</sup> Oct	1 <sup>st</sup> Oct
Housing Date	11 <sup>th</sup> Nov	3 <sup>rd</sup> Nov
AFC 11/11/20 (kg DM/ha)	752	678
Annual Tonnage (kg DM/ha)	13,433	13,085
No. Events per Paddock	6.9	8.2
Pre Grazing Yield (kg/DM/ha)	1620	1510
Meal Fed per Cow (kg)	1,350	1,550
2019/2020 Milk Yield (Kg MS/ Cow)	595	620