

Facts and Statistics

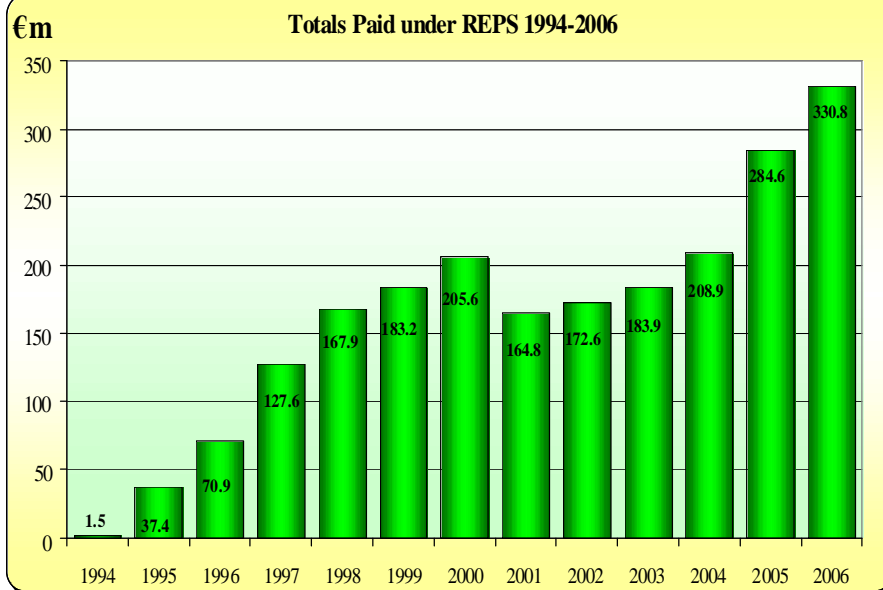
Gerry Rice



..... STATISTICS

(without the LIES or the DAMN
LIES)

(attributed by Mark Twain to Benjamin Disraeli)



REPS Payments

- In 2006, €330m was paid out to farmers.
- The three biggest earners were Galway and Mayo (€34m each) and Cork (€27m)
- The lowest payout was to Dublin (€0.5m)

Did you know



- What has REPS got in common with Sir Richard Branson ?

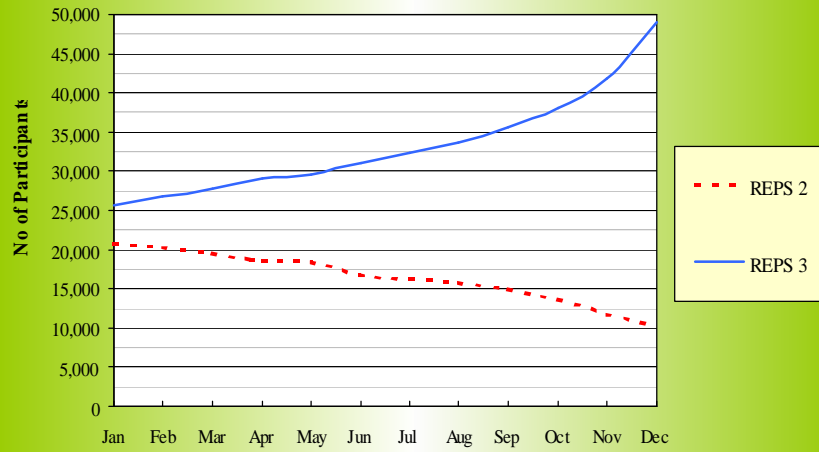


REPS Payments

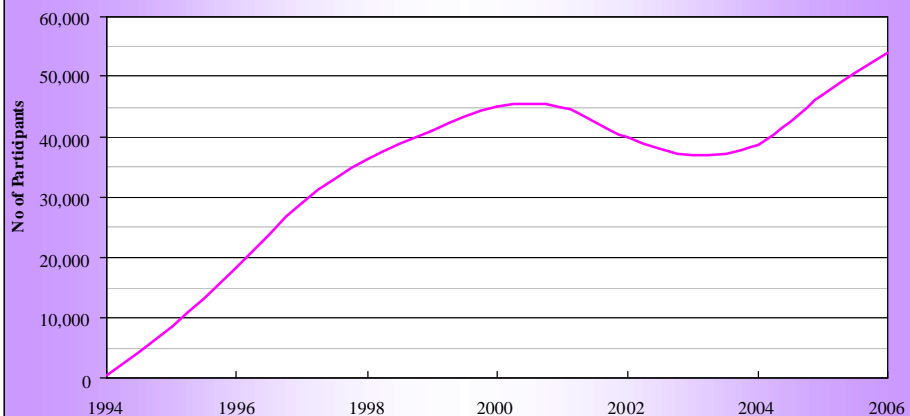
- Richard Branson's personal fortune is estimated at €2.3 billion
(Forbes 2005)
- That's the same as has been paid out under REPS since 1994.

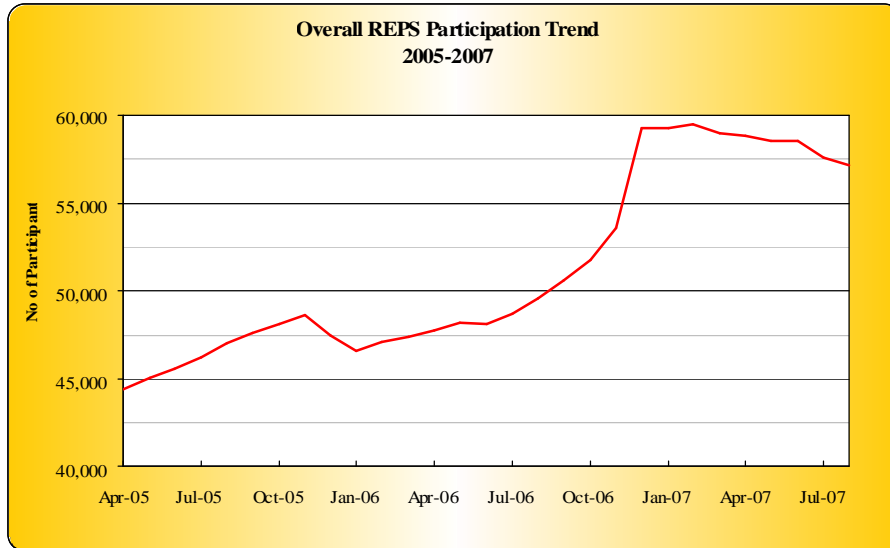


**REPS 2 & 3 Participation Trend
during 2006**



**Overall REPS Participation Trend
1994-2006**

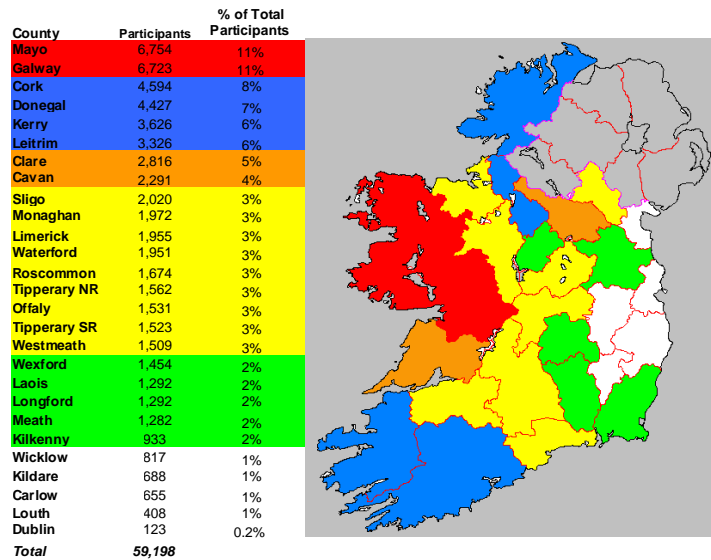




Did you know

- Over a quarter of all REPS participants are in Mayo, Galway and Clare
- 61% of the participants are in coastal counties along the West coast

Geographical spread of REPS Participants

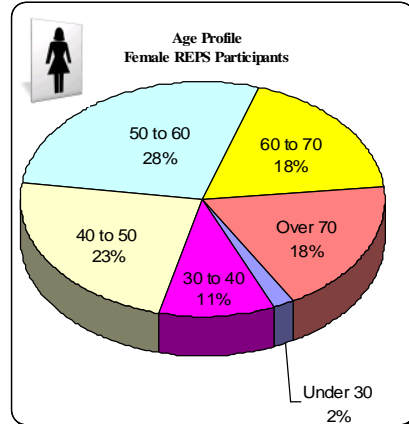
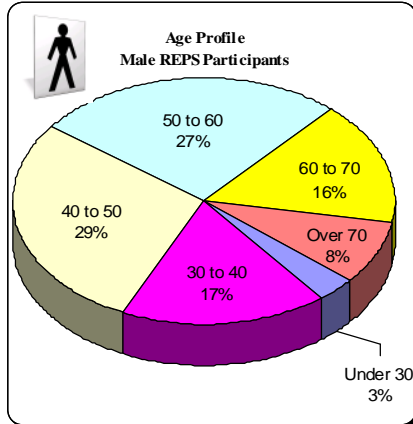


Did you know ?

- There are two centenarians in REPS.
- The oldest is 104.
- There are seven teenagers in REPS.
- They are all 19.



Men V. Women



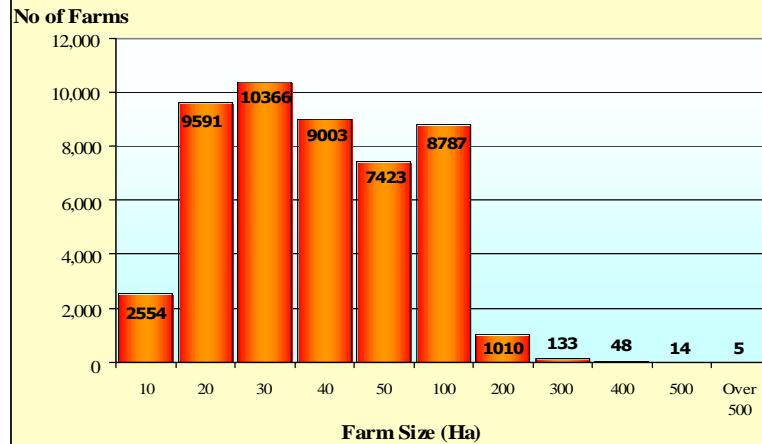
- There are proportionally more young men than young women
- There are proportionally more older women than older men

Did you know ?

- There are 5,460 women in REPS
- The oldest is 97 years old.
- The youngest is 20.
(No, you cant have her phone no.)



REPS 3 Farm Size



Did you know ?

- The current area under REPS is 2,079,103 hectares
- Which is roughly 30% of the land area of Ireland
- Or an area larger than the country of Slovenia





Did you *also* know

- The area in REPS is equivalent to 2,911,908 football pitches



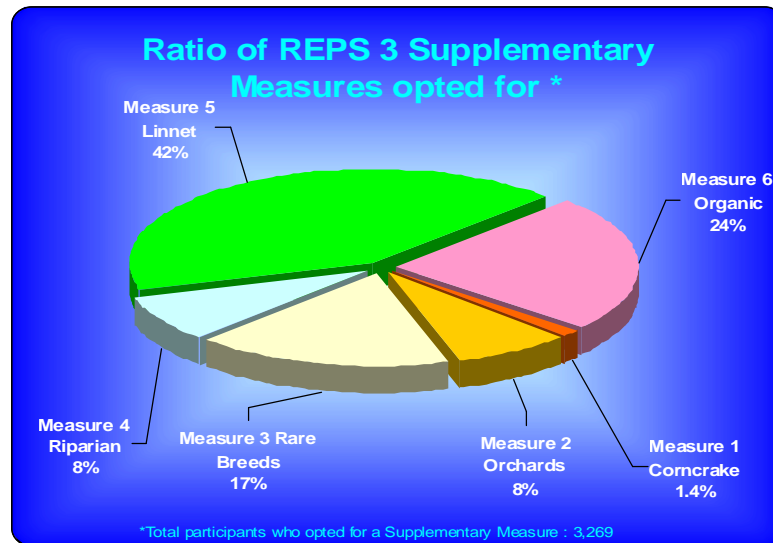
- Or 50 football pitches for every participant



Participants who opted for Supplementary Measures (all Schemes)

SM 1 Corncrake	47
SM 2 Orchards	251
SM 3 Rare Breeds	593
SM 4 Riparian	277
SM 5 Linnet	1,378
SM 6 Organic	922

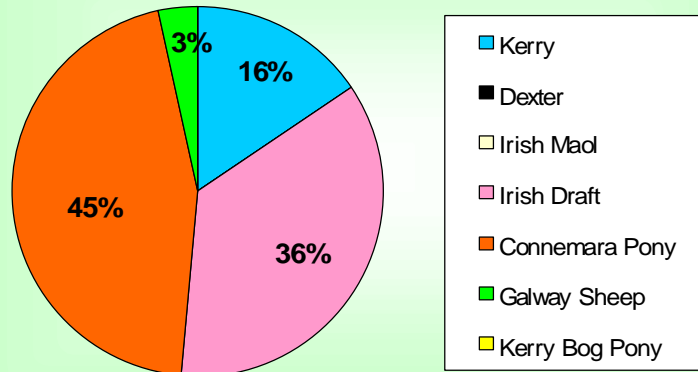
based on active approved participants Dec 2006



Area & Expenditure for Supplementary Measures* (all Schemes)		
<i>2006</i>	Area (ha)	Expenditure
SM1 Corncrake	271.420	€8,403.00
SM2 Orchards	30.890	€14,112.00
SM3 Rare Breeds	n/a	€164,797.60
SM4 Riparian	427.606	€188,799.18
SM5 Linnet	2,112.360	€412,619.10
SM6 Organics	35,146.756	€2,517,892.59

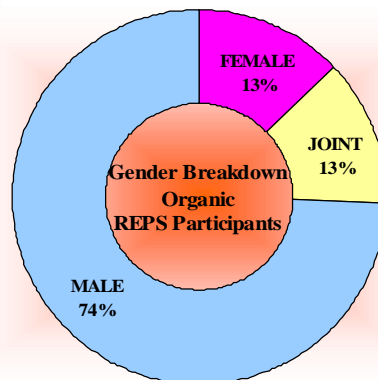
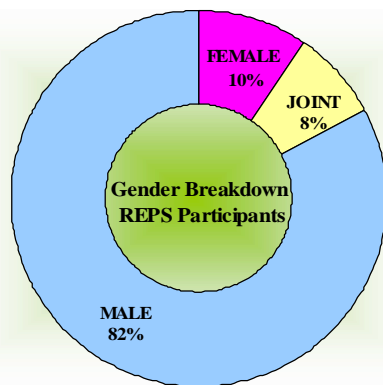
* figures relate to area and payments made under the Supplementary Measure only.

Supplementary Measure 3 Breakdown of Rare Breeds paid under REPS 3*

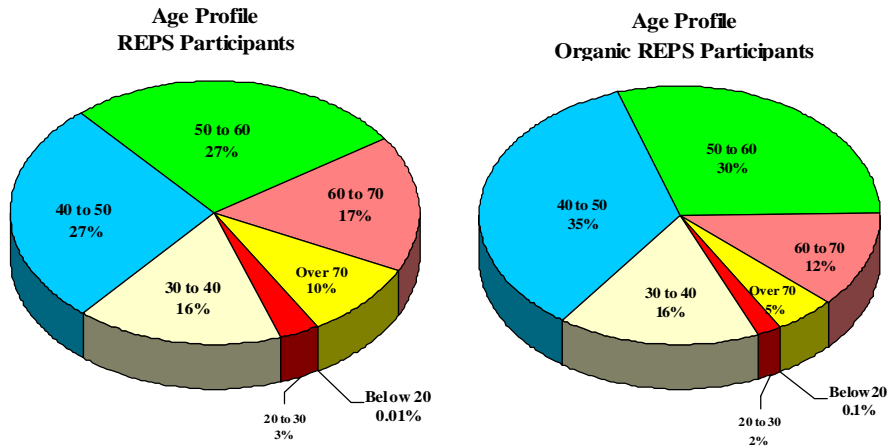


*Total REPS 3 participants paid under SM3: 212

REPS & Organic REPS Gender Comparison



REPS & Organic REPS Age Comparison



Did you know that...

€22,143 was the highest payment made in REPS in 2006



Did you also know that...

€602 was the lowest amount paid out in 2006

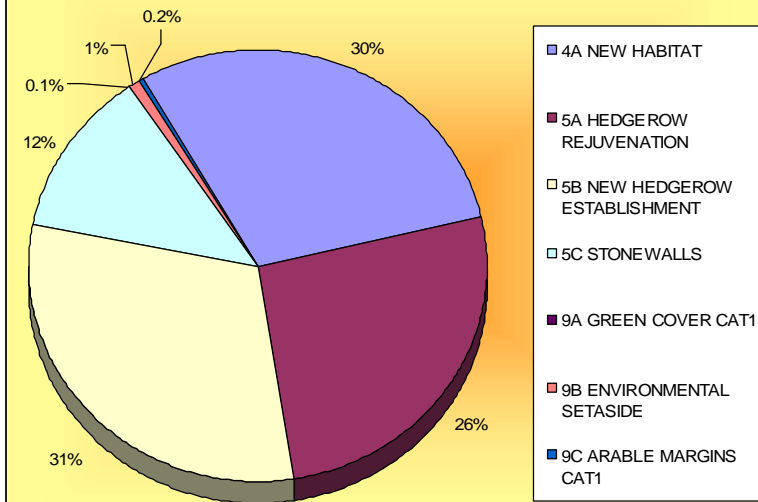


Area & Expenditure for Measure A (all Schemes)

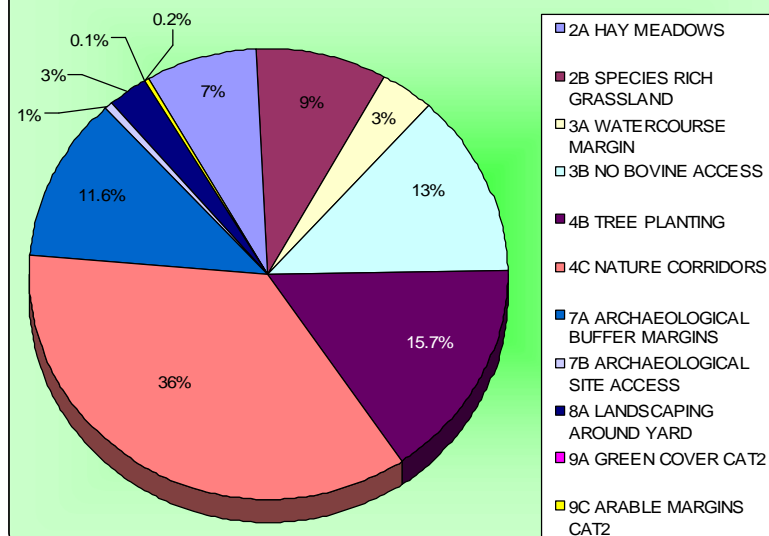
2006	Total under REPS	Measure A*	% under Measure A
Participants	59,200	17,163	29%
Area (ha)	2,143,570.20	376,302.31	18%
Expenditure	€330,875,548.17	€63,577,097.37	19%

* Expenditure figure relates to payts made under Measure A only, ie basic REPS payment not included.

Ratio of Category 1 Biodiversity Options



Ratio of Category 2 Biodiversity Options



Did you know

- Hay meadow
7,000 ha contracted



- Species rich grassland
12,000 ha contracted

Did you know

- Nature Corridors
17,296 participants
opted to increase
field margins
- Archaeological Buffer
Margins
37,782 m of
additional margins
contracted



Did you know

- Tree planting
221,666 broadleaf trees
contracted for planting



- New habitats
13,697 ha contracted
for creation

Did you know




- Hedgerow Rejuvenation
2,700 km contracted for
rejuvenation
(a distance of roughly from here to
Moscow)
- New hedgerow establishment
4,000 km contracted for
establishment
(a distance of roughly from here to
Cairo)

Did you know



THE DEPARTMENT OF
AGRICULTURE, FISHERIES & FOOD
AN ROINN TALMHAÍOCHTA, IASCAIGH AGUS BIA

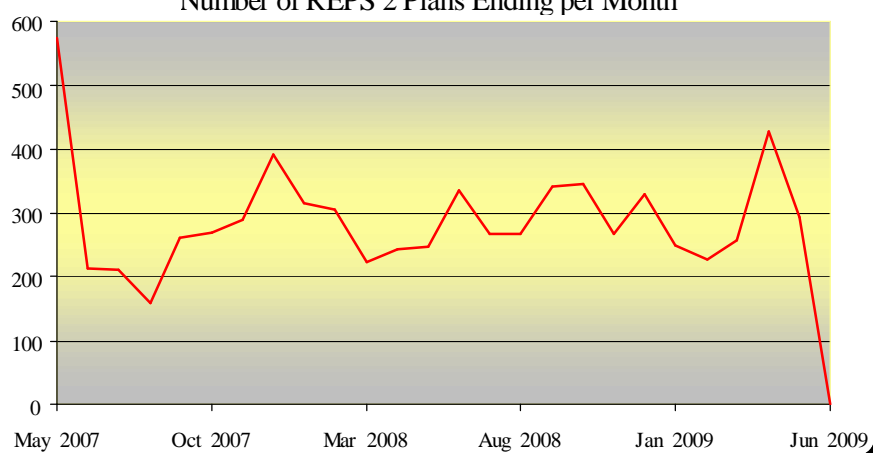


- The total length of hedgerow managed under REPS would stretch about 1/6th of the way around the Equator

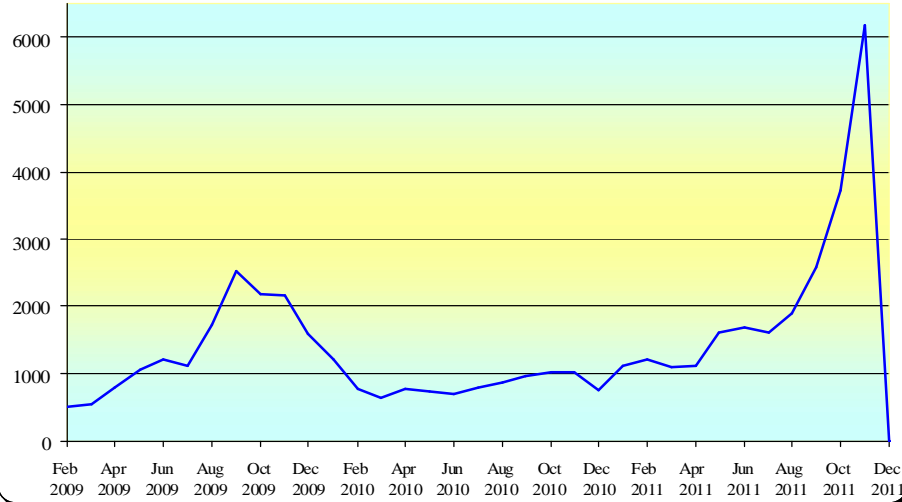


THE DEPARTMENT OF
AGRICULTURE, FISHERIES & FOOD
AN ROINN TALMHAÍOCHTA, IASCAIGH AGUS BIA

Number of REPS 2 Plans Ending per Month



Number of REPS 3 Plans Ending per Month



Penalties

- In 2005, €3.6m was imposed in penalties under REPS.
- Of these, €2.4m (67%) were in respect of Non Compliance penalties
- €1.2m (33%) were in respect of Administrative penalties (late submission of 1Cs, wrong area declared, etc.)
- Penalties imposed represent 1.2% of the total paid out under REPS in 2005.



Top 10 Penalties for Non-Compliance in 2006	
PENALTY DESCRIPTION	Occurrences
UNDERTAKINGS IN RESPECT OF FARMYARD NOT CARRIED OUT AS PLANNED	353
FARM BOUNDARIES NOT STOCKPROOFED	124
BOVINES NOT EXCLUDED FROM WELLS AND WATERCOURSES MARKED BLUE ON MAP	107
HEDGEROWS/STONEWALLS NOT MAINTAINED AS SPECIFIED IN PLAN	100
NON COMPLIANCE WITH REQUIREMENTS OF CATEGORY 1 BIODIVERSITY OPTION	67
STOCK NOT WINTERED AS SET OUT IN PLAN	65
RECOMMENDED QUANTITY OF LIME NOT APPLIED	53
PLANNED WASTE STORAGE FACILITIES NOT PROVIDED	44
PLANNED ANIMAL HOUSING FACILITIES NOT PROVIDED	29
NON COMPLIANCE WITH REQUIREMENTS OF CATEGORY 2 BIODIVERSITY OPTION	21