

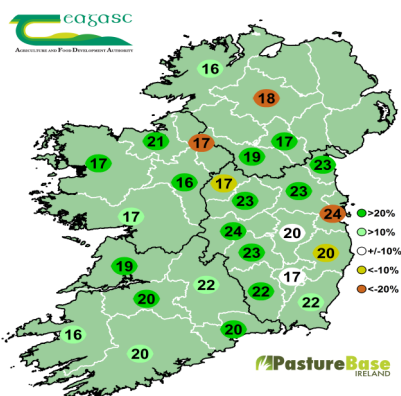
9th November 2021

## PastureBase data from dairy farms:

**PastureBase**  
IRELAND

AFC	Cover/LU	Stocking Rate	Growth	Demand	Grass DM + Silage DM + Concentrate	Pre Grazing Yield
690 Kg DM/Ha	258 Kg DM/LU	2.67 LU/ha	23 Kg DM/ha	30 Kg DM/ha	8 Kg + 7 Kg + 3 Kg	1846 Kg DM/Ha

Grass growth measurement  
Today's grass growth (kg DM/ha/day)



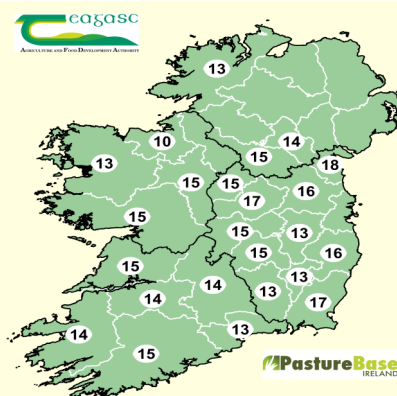
On the left: counties map showing **current** grass growth rates over the last week.

On the right: counties map showing **predicted** grass growth over the next 7 days from farms involved in Elodie Ruelle's MoSt grass growth model (55 farms).

### Predicted Growth Rate:

Ballyhaise 15 kg DM/ha  
Wexford 17 kg DM/ha  
Athenry 16 kg DM/ha  
Clonakilty 15 kg DM/ha

Grass growth predictions  
Next week (kg DM/ha/day)



## Grass in the diet by day in Co. Galway

Dara Killeen farms in Eyrecourt, Co. Galway, alongside his father Charlie, his fiancée Beatrix & daughter Isabella. He is milking 140 cows on 47 Ha of a milking platform, with additional support ground for young stock & silage.

"This has been a super autumn for us here, ground conditions are still excellent. Normally our Average Farm Cover (AFC) puts us in the shed before ground conditions do as this is a dry farm"

"We have 3 paddocks currently left to graze. We are grazing by day since the start of November and as of today we have 12 days grazing left"

"86% of the farm is now closed and I have a cover of 1450 Kg DM/Ha back on the first paddock closed since the 1st week of October. My target is to have 750 Kg DM/Ha AFC on the 1st December, which with a typical winter growth rate of 4-5Kg will have my AFC at 1000-1050 in mid February"

"Cows are currently milking 11.3 Kg at 5.78 Fat% & 4.34 Protein%. I am milk recording this week and will be drying off most of my 1st calvers next week"



### Grass Dry Matter %

Moorepark, Co Cork:

12.2% (Wet, 1500 Kg DM/Ha)

### Killeen's PBI Data

AFC	711 kg DM/ha
Cover/LU	237 kg DM/cow
Growth	27 kg DM/ha/day
Demand	27 kg DM/ha/day
PGY	1600 kg DM/ha

### Dara Killeen's Autumn Rotation Planner

WEEK	TARGET HA GRAZED/DAY	TARGET HA GRAZED BY WEEK END	ACTUAL HA GRAZED BY WEEK END	TARGET %	ACTUAL %
03/10/2021 - 09/10/2021	1.25	8.75	8.896	19	19
10/10/2021 - 16/10/2021	1.25	17.49	16.982	37	36
17/10/2021 - 23/10/2021	1.25	26.24	23.161	56	49
24/10/2021 - 30/10/2021	1.25	34.98	32.3	75	69
31/10/2021 - 06/11/2021	1.25	41.26	38.392	88	82
07/11/2021 - 13/11/2021	0.90	46.64	40.398	100	86

## Grass10 Grazing Tips for the Week:

- With good ground conditions and above average autumn growth, there is a temptation to regraze closed paddocks. Do **NOT** regraze closed paddocks unless you have calculated you will be on target with your AFC on Dec 1st (see table to the right).
- E.g. Target AFC on Dec 1st is 700 kg DM/ha for a farm stocked at 3.0 LU/ha. If, today, AFC 500 Kg DM/ha it will require every day between now and Dec 1st to grow and reach the target (10 Kg DM/ha/day x 21 days = + 210 Kg DM/ha).
- To maximise grass growth hold AFC above 500 Kg DM/ha - Reduce grass in the diet to reduce demand and hold AFC.

Stocking Rate	Average Farm Cover on Dec 1st	Covers on Strongest Paddocks
2.5 LU/ha	600	~ 1200 Kg DM/ha
3.0 LU/ha	650-700	~ 1400 Kg DM/ha
3.5 LU/ha	700-750	~ 1600 Kg DM/ha

## PastureBase data from sheep & beef farms:

9th November 2021

AFC	Days Ahead	Stocking Rate	Growth	Demand	Pre Grazing Yield
660 Kg DM/Ha	31 days	1.5 LU/ha	16 Kg DM/ha	21 Kg DM/ha	1597 Kg DM/ha

### GFOY Update: JP Hammersley, Sustainable Farming Merit Award Winner

"Fresh grass, it's a huge thing!"

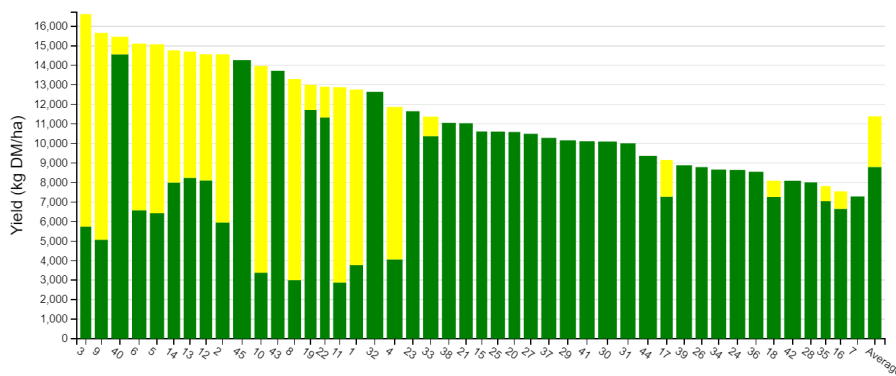
JP runs a dairy calf to beef farm near Lattin, Co. Tipperary. His goal is to earn €20/hour for every hour he works on the farm, as he also works off-farm as an engineer. Naturally he is metrics focused and utilising high levels of high quality grass is essential to reach a high output for the farm and JP's success.

"Calves will still be out for another week. They are moving to a new paddock every day and getting fresh grass. Quality grass has been key to putting weight on calves in their first year. They just finished grazing a reseed at 1200 kg DM/ha."

"I'm a good bit ahead with cattle weights this year which means I have some 20mth old bullocks already slaughtered off grass plus getting 4 kg concentrate."

"I put the good weights down to calf thrive, before I was trying to make up too much lost ground in the second year. I hit 0.9kg LWG per day last year and this year and it is making the difference."

Time to start checking PBI reports. On the right is JP's annual tonnage report, the average paddock performance is below the chart. You can find yours on your PBI account (not through the app) in your reports section (left hand side menu near the bottom).



No. Grazings	No. Silage Cuts	Grazing Kg DM/ha	Silage Kg DM/ha	Total Kg DM/ha
6	1	8,800	2,600	11,400

### Upcoming Events:

There are two upcoming events to add to your calendar. The first is the **National Dairy Conference** which is focusing on improving farm efficiency, economic and environmental performance, dairy breeding, and grazing management including clover. Find out more and register at:

[bit.ly/31BnhBP](https://bit.ly/31BnhBP)

Secondly, **Grass10 & PBI team** are hosting a not-to-be-missed webinar revealing how you can use PBI to grow your business in 2022. See more at:

<https://bit.ly/G10Webinar>

## Opportunities for growth in 2022 with PastureBase Ireland

### Thursday, 2<sup>nd</sup> December | 7pm

Join the Grass10 & PastureBase team as they discuss:

- What reports are available on PastureBase Ireland
- Understanding your PastureBase Ireland reports
- Identifying 3 areas to improve on your farm in 2022

Dairy farmer John Phelan from Co. Waterford will join us on the night to discuss his 2021 grass performance and identify areas for improvement in 2022.

Or visit [www.teagasc.ie/grass10](http://www.teagasc.ie/grass10)

