



---

# Teagasc Online Services (GATE)

---

## User Manual – External Users

---

Version:	01
Status:	Draft

---

# Document Control

Contributors		
Name/Position	Organization	Contact Details
NMPHelpdesk	Teagasc	<a href="mailto:nmphelpdesk@teagasc.ie">nmphelpdesk@teagasc.ie</a>

Version History				
Date	Changed by	Version	Status	Comments
27/11/25	NMP Helpdesk	01	Draft	Initial Draft

Document sign-off		
Date	Name	Signature

# Table of Contents

Introduction .....	4
1. User Credentials .....	4
2. Registration .....	4
Step 1 .....	4
Step 2 .....	5
Step 3 .....	6
Step 4 .....	6
Step 5 .....	7
Step 6 .....	8
Step 7 .....	8
Step 8 .....	9
3. Sign-In .....	9
Step 1 .....	9
Step 2 .....	10
Step 3 .....	10
Step 4 .....	11
Step 5 .....	12
4. Self Service Password Reset (SSPR) .....	12
Step 1 .....	12
Step 2 .....	13
Step 3 .....	14
Step 4 .....	14
Step 5 .....	15
Step 6 .....	16
Step 7 .....	16
5. User Support .....	17

## Introduction

---

Teagasc are implementing a new Authentication system for web applications. The NMP and Profit Monitor will integrate with the new Authentication system from initiation. Other existing apps and sites will integrate with this authentication system over time.

The New system is called Teagasc Online Services and it uses two factor authentication (2FA) via Text Messaging.

All users must first complete the Registration process to access the integrated applications.

## 1. User Credentials

---

The Username will be the users email address.

The password will set by the user during Registration.

The user must have access to a Phone and email address to Register

## 2. Registration

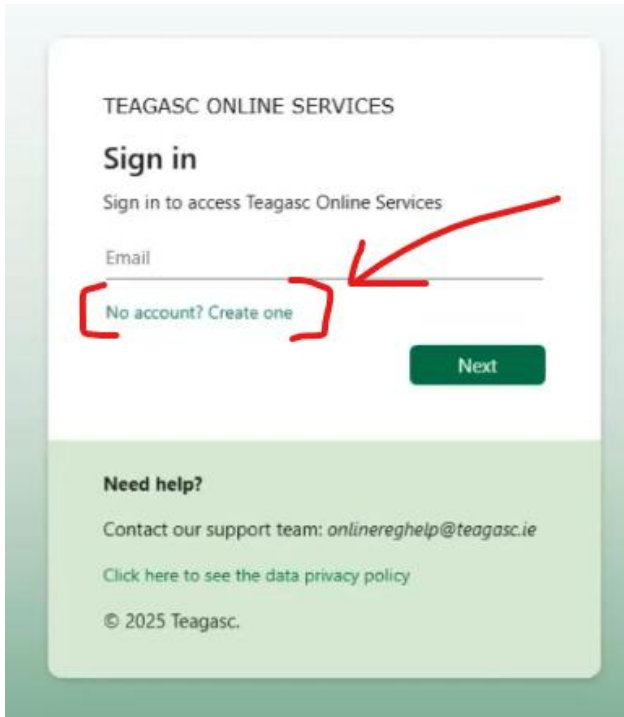
---

All users must first complete registration on the new system.

### Step 1

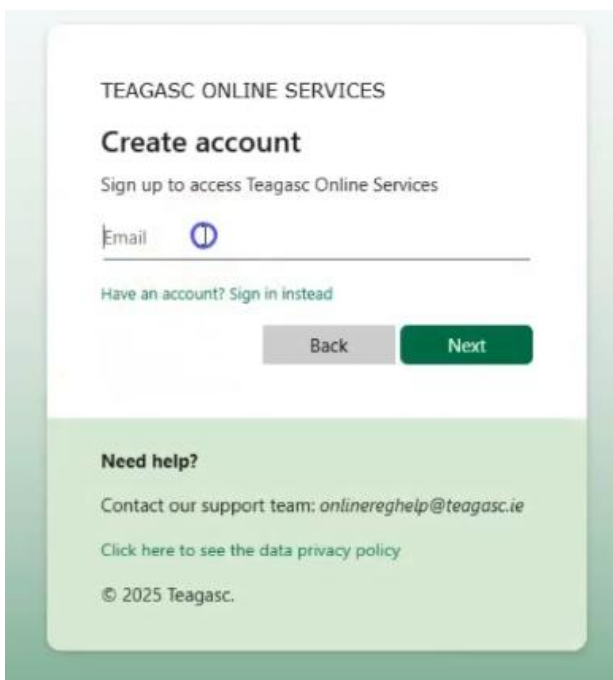
Browse to <https://nmp.teagasc.ie> for NMP or <https://profitmonitor.teagasc.ie> for Profit Monitor

Click on 'No account? Create One' link highlighted with the red arrow in the screenshot below.



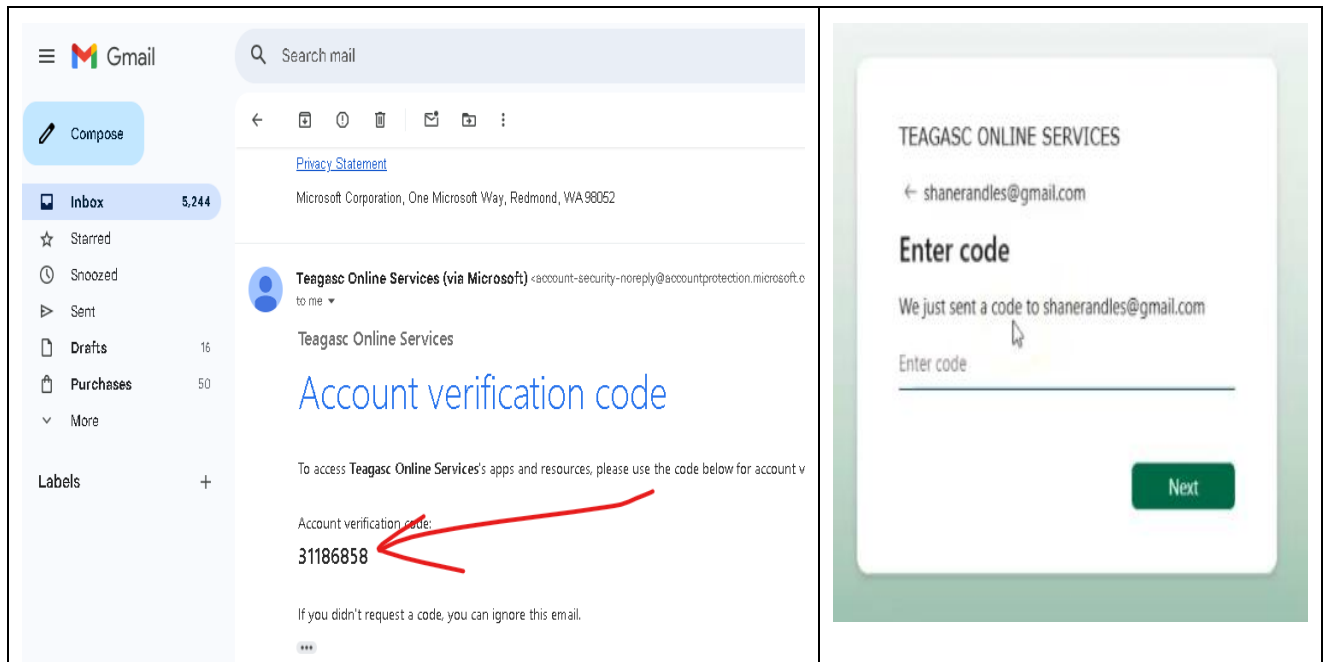
## Step 2

Enter your email on the following screen and click Next



### Step 3

A code has been sent to your email; you need to retrieve this code and enter it on the following screen. Then click Next.



### Step 4

The user must set their password on the following screen.

The Password must be a minimum of eight characters long and meet complexity requirements by including three out of four types of characters: lowercase letters, uppercase letters, numbers, and symbols.

If the user notices the details displayed on this page are incorrect, do not continue with registration and contact the user support.

TEAGASC ONLINE SERVICES

## Add details

We just need a little more information to set up your account.

**Password**  
Password

**Re-enter password**  
Re-enter password

**Display Name**  
Shane Randles

**Surname**  
Randles

**Given Name**  
Shane

### Step 5

Click Next on the following screen

TEAGASC ONLINE SERVICES

## Create account

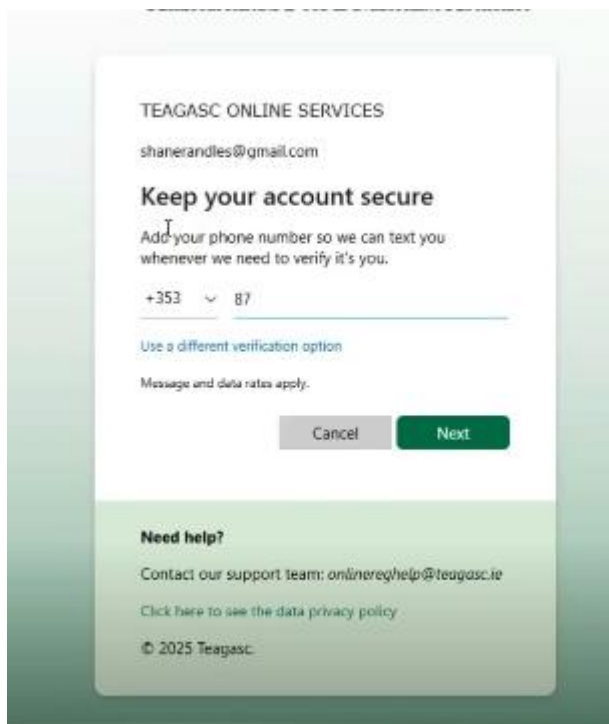
You're all set—we just need a moment

**Need help?**  
Contact our support team: [onlinehelp@teagasc.ie](mailto:onlinehelp@teagasc.ie)  
Click here to see the data privacy policy

© 2025 Teagasc

## Step 6

Enter your mobile phone number on the following screen and click Next



TEAGASC ONLINE SERVICES

shanerandles@gmail.com

### Keep your account secure

Add your phone number so we can text you whenever we need to verify it's you.

+353 87

[Use a different verification option](#)

Message and data rates apply.

Cancel Next

**Need help?**

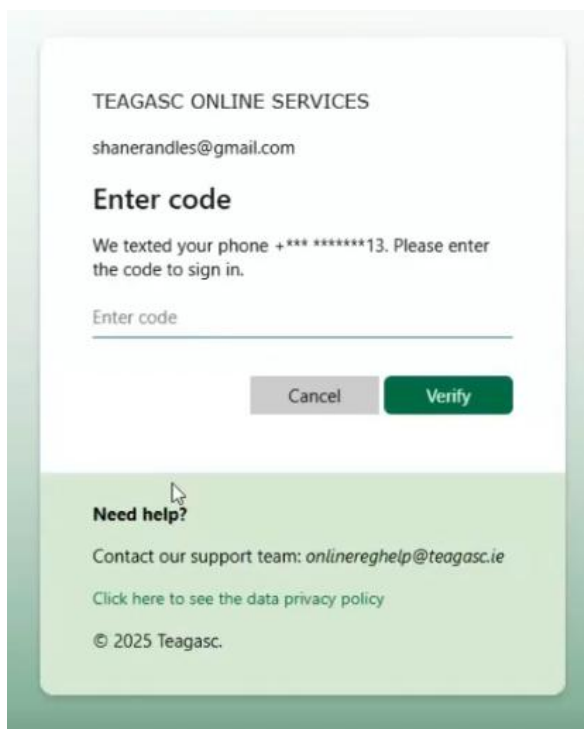
Contact our support team: [onlinereghelp@teagasc.ie](mailto:onlinereghelp@teagasc.ie)

[Click here to see the data privacy policy](#)

© 2025 Teagasc.

## Step 7

A code has been texted to your phone; you need to retrieve this code and enter it on the following screen. Then click Verify



TEAGASC ONLINE SERVICES

shanerandles@gmail.com

### Enter code

We texted your phone +\*\*\* \*\*\*\*\*13. Please enter the code to sign in.

Enter code

Cancel Verify

**Need help?**

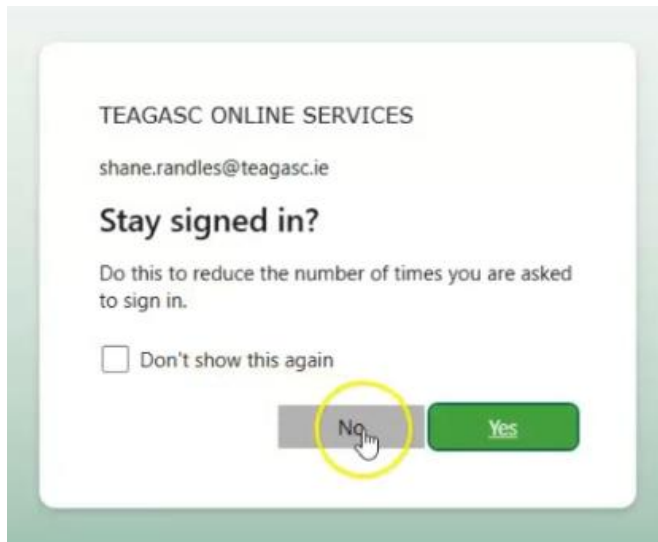
Contact our support team: [onlinereghelp@teagasc.ie](mailto:onlinereghelp@teagasc.ie)

[Click here to see the data privacy policy](#)

© 2025 Teagasc.

### Step 8

Click Yes on the following screen. You have now successfully Signed-Up for Teagasc Online Services and should now have access to the desired application.

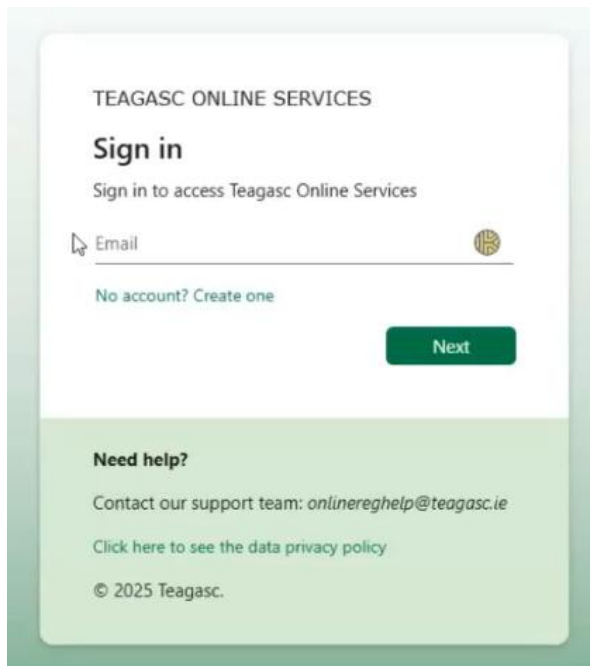


## 3. Sign-In

---

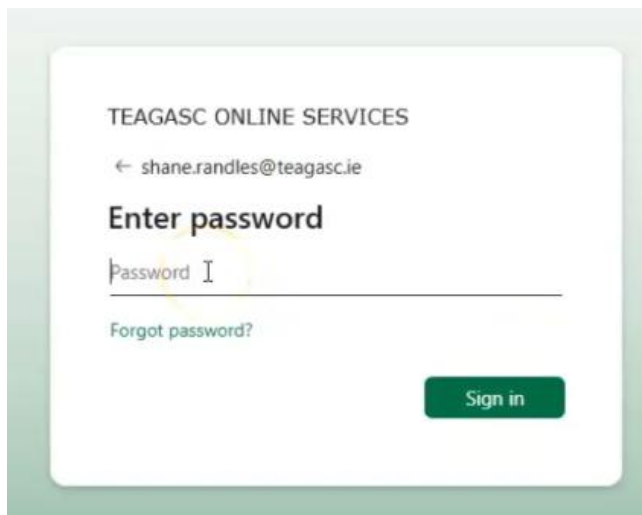
### Step 1

Browse to <https://nmp.teagasc.ie> for NMP or <https://profitmonitor.teagasc.ie> for Profit Monitor  
Enter your email on the following screen



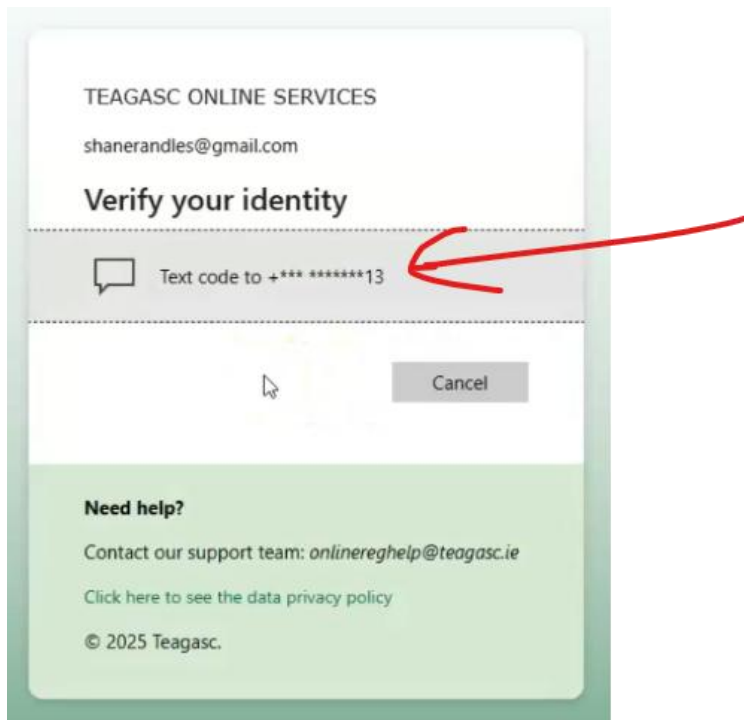
### Step 2

Enter the password you set during Sign-up on the following screen and hit Sign in



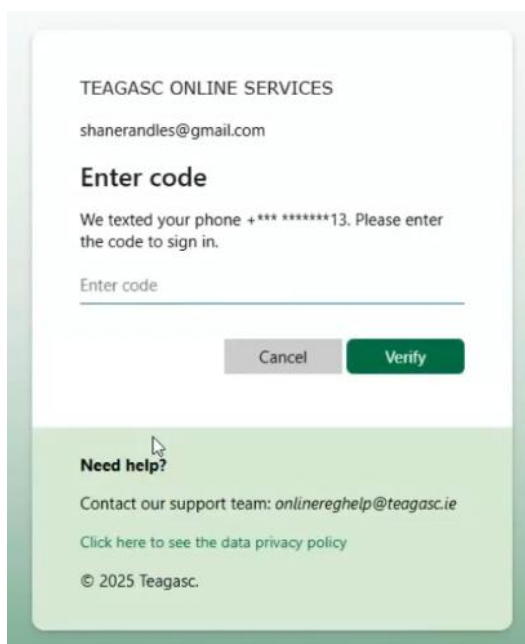
### Step 3

Click on the grey area highlighted with the red arrow in the screenshot below. This will text a code to your phone.



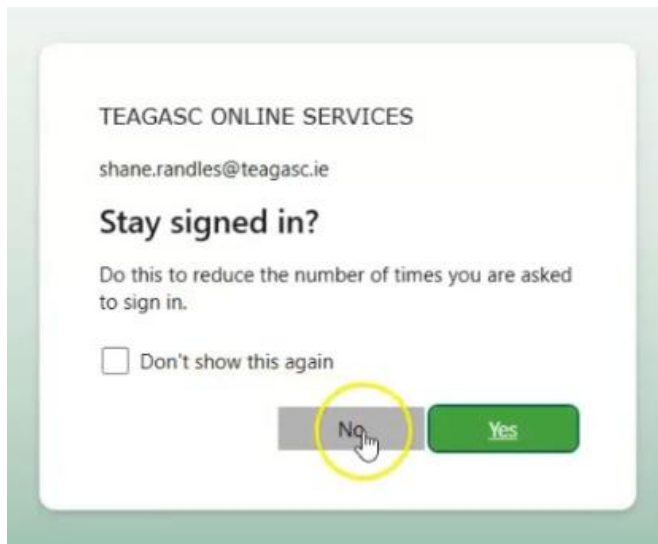
#### Step 4

A code has been texted to your phone; you need to retrieve this code and enter it on the following screen. Then click Verify



## Step 5

Click Yes on the following screen. You should now have access to the desired application.



## 4. Self Service Password Reset (SSPR)

---

### Step 1

Browse to <https://nmp.teagasc.ie> for NMP or <https://profitmonitor.teagasc.ie> for Profit Monitor

Enter your email on the following screen

TEAGASC ONLINE SERVICES

## Sign in

Sign in to access Teagasc Online Services

Email

No account? [Create one](#)

[Next](#)

**Need help?**

Contact our support team: [onlinereghelp@teagasc.ie](mailto:onlinereghelp@teagasc.ie)

[Click here to see the data privacy policy](#)

© 2025 Teagasc.

## Step 2

Click on the Forgot Password link on the following screen

AGRICULTURE AND FOOD DEVELOPMENT AUTHORITY

TEAGASC ONLINE SERVICES

← [joelawler1001@gmail.com](#)

## Enter password

Password

[Forgot password?](#)

[Sign in](#)

**Need help?**

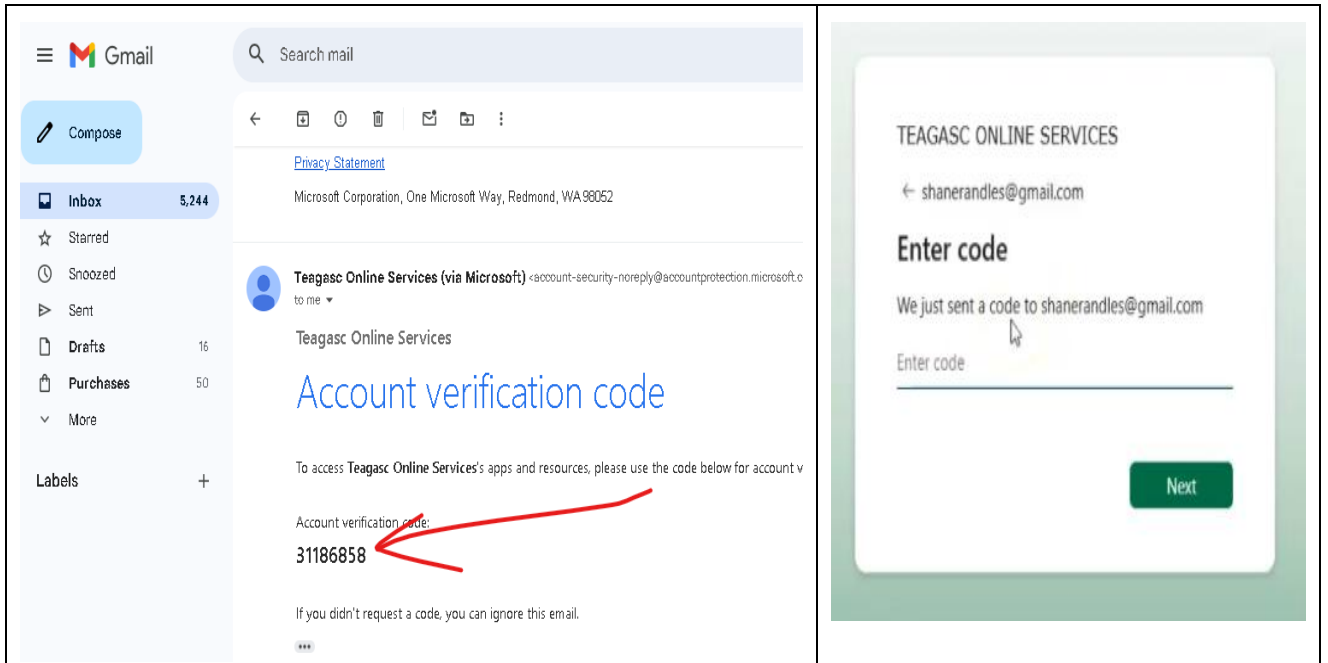
Contact our support team: [onlinereghelp@teagasc.ie](mailto:onlinereghelp@teagasc.ie)

[Click here](#) to see the data privacy policy

© 2025 Teagasc.

### Step 3

A code has been sent to your email; you need to retrieve this code and enter it on the following screen. Then click Next.



### Step 4

Enter your new password on the following screen

TEAGASC ONLINE SERVICES

joelawler1001@gmail.com

### Update your password

Use 8 characters or more. Your password is case-sensitive.

New password

---

Confirm password

---

[Reset password](#)

**Need help?**

Contact our support team: [onlinereghelp@teagasc.ie](mailto:onlinereghelp@teagasc.ie)

[Click here](#) to see the data privacy policy

© 2025 Teagasc.

### Step5

The system will now log you in to the required application

Click on the grey area highlighted with the red arrow in the screenshot below. This will text a code to your phone.

TEAGASC ONLINE SERVICES

shanerandles@gmail.com

### Verify your identity

Text code to +\*\*\* \*\*\*\*\*13

[Cancel](#)

**Need help?**

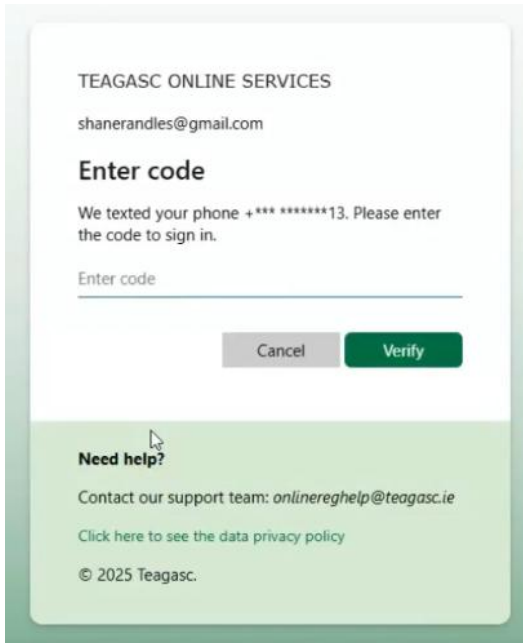
Contact our support team: [onlinereghelp@teagasc.ie](mailto:onlinereghelp@teagasc.ie)

[Click here](#) to see the data privacy policy

© 2025 Teagasc.

## Step 6

A code has been texted to your phone; you need to retrieve this code and enter it on the following screen. Then click Verify



TEAGASC ONLINE SERVICES

shanerandles@gmail.com

### Enter code

We texted your phone +\*\*\* \*\*\*\*\*13. Please enter the code to sign in.

Enter code

Cancel Verify

**Need help?**

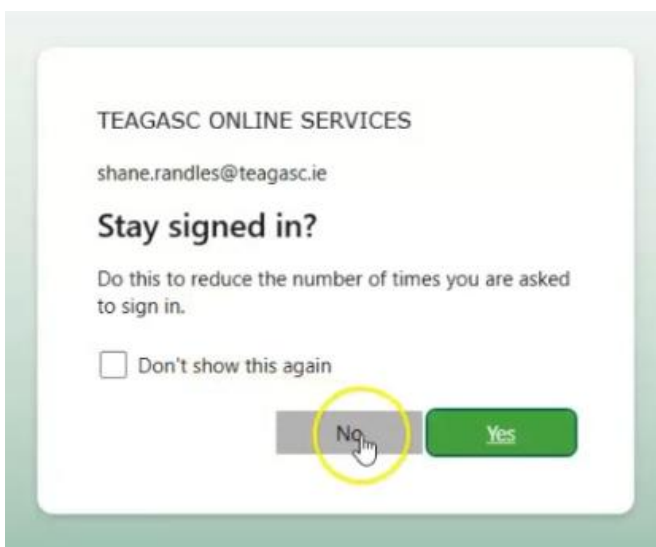
Contact our support team: [onlinereghelp@teagasc.ie](mailto:onlinereghelp@teagasc.ie)

[Click here to see the data privacy policy](#)

© 2025 Teagasc.

## Step 7

Click Yes on the following screen. You should now have access to the desired application.



TEAGASC ONLINE SERVICES

shane.randles@teagasc.ie

### Stay signed in?

Do this to reduce the number of times you are asked to sign in.

Don't show this again

No Yes

## 5. User Support

---

See <https://teagasc.ie/environment/soil/nmp-online/>

Phone: 059 9170296

Email: [onlinereghelp@teagasc.ie](mailto:onlinereghelp@teagasc.ie)